

### FOREWORD

The Australian Orchid Council has authorised the publication of this booklet on Guidelines for Judging.

All revisions to **May 2022** are included.

This booklet incorporates changes made in the light of experience and also includes: -

1. Criteria for judging.
2. The rules for uniform judging.
3. The procedure for submission for registration and granting of an Australian Orchid Council Award.
4. The rules for selecting the Australian Orchid Hybrid of the Year, the Australian Orchid Species of the Year, the Australian Award of Distinction of the Year and the AOC Cultural Award of the Year.
5. Nomenclature.
6. Appendices – Show Bench Condition, Guidelines for Uniform Show Judging, Minimum AOC Conference Show Schedule.

### COPYRIGHT AUSTRALIAN ORCHID COUNCIL

This Judging Handbook is copyright to the Australian Orchid Council.


The Council is prepared, however, in certain circumstances, to allow use and reproduction of the material herein, provided written approval is obtained from the Australian Orchid Council prior to use or reproduction in any form.

### SCOPE AND CRITERIA

The Guidelines contained in the Judging Handbook are for awards to indicate the standard of excellence in the genus of the awarded plant.

They are designed to cover the awards:

- First Class Certificate (FCC), Award of Merit (AM), Highly Commended Certificate (HCC);
- Award of Cultural Excellence (ACE), Award of Cultural Merit (ACM), Award of Cultural Commendation (ACC);
- Award of Distinction (AD); Certificate of Botanical Merit (CBM);
- and Award of Special Recognition (ASR).



## GUIDELINES FOR JUDGING HANDBOOK

**May 2022**

## APPRECIATION JUDGING FOR AWARDS

AWARD JUDGING is defined as the process of assessing orchids for the purpose of recognising outstanding plants within the genus. It will recognise outstanding features of the plant which clearly set it out above others in the general family. It will be based upon benchmarks, written and photographic, experience and existing knowledge of the judges.

All orchids are to be judged by the Appreciation Method; i.e. recognition of improved quality, evaluation of the desirable qualities of the various components of the flower and assessment of the increase in worthiness.

For appreciation judging of plants for awards, a total point evaluation shall be determined. Such evaluation shall be out of a possible 100 points. The points allotted by individual judges on a panel shall be averaged to determine the net result. In addition to a point allocation, each judge will be required to present a key statement, recognising the merits of the orchid being judged.

### QUALITY AWARDS (FCC, AM, HCC)

For a plant to receive a Quality Award it will be generally assessed in terms of shape, colour & texture, size, stem & arrangement, floriferousness and substance.

In order to qualify for a Quality Award (FCC, AM or HCC) the average of the point scores allotted by each judge participating in judging the orchid must be not less than

85 points out of a possible 100 for FCC

80 points out of a possible 100 for AM

75 points out of a possible 100 for HCC

### AWARD OF DISTINCTION

For a plant to receive an Award of Distinction (AD), it must: -

- a) Have some feature outstandingly distinctive;
- b) Conform to the minimum flower count for judging the genus as applicable or should have a reasonable flower count commensurate with its genus or kind;
- c) Be a presentable plant;
- d) Have flowers which are of a reasonable quality.

No point allocation will be made.

## INDEX

Foreword, Copyright, Scope and Criteria	P3
Appreciation Judging, Quality Awards, Awards of Distinction	P4
Certificate of Botanical Merit	P5
Awards of Excellence of Culture	P6, 7
Award of Special Recognition	P7
The AOC Awards System	P8, 9
Rules for Uniform Award Judging	P10, 11
Requirements of an AOC Judge	P12, 13
Rules for Selecting the AOC Orchids of the Year	P14
The Procedure for the Submission for	
Registration & Granting of an AOC Award	P15, 16
Principal Criteria – Judging for Quality Awards	P17
Basic Criteria – Judging for Quality Awards	P18, 19,20
Australian Native Species and Hybrids	P21-24
Australian Native Aeridinae	P24, 25
Cymbidium	P25
Dendrobium	P27-30
Laeliinae	P 31-35
Maxillariinae	P36
Masdevallia	P37
Oncidiinae	P38
Paphiopedilum	P39
Phalaenopsis	P40-42
Vandaceous	P43- 52
Bulbophyllum	P53-55
Catasetinae	P56
Species	P 60
Terrestrials	P 61
Phragmipediums	P62
Judging Standards for the Subtribe Coelogyninae	P63
Orchids Not Fitting the Guidelines	P67
Citation of Awards	P67
Nomenclature/ Correct Writing of Orchid Names	P68
General Points	P70
Appendix A – Show Bench Judging	P71
Appendix B – Guidelines for Uniform Show Judging	P72
Appendix C – Minimum Show Schedule – AOC Conference Shows	P73-75
Appendix D- Jewel Orchids	P76

## **CERTIFICATE OF BOTANICAL MERIT**

To obtain a Certificate of Botanical Merit (CBM), the plant must be a species or natural hybrid that is rare or unusual in cultivation. The plant is to be in flower and well established.

The purpose of the award is to grant recognition once only to a species or natural hybrid for which definitive information on form, colour, size and floriferousness in cultivation may not be readily available and to provide a basis in record against which other cultivars might be judged for standards of excellence in future submissions.

If a plant has been awarded a CBM or its equivalent anywhere in the world, that becomes a benchmark and no further CBMs should be awarded. (e.g. if it is recorded as being awarded on OrchidPro)

A plant granted a CBM may not be granted an award recognising quality (i.e. FCC, AM or HCC) on the same flowering as that judged for the CBM.

If there is any reasonable doubt as to the validity of the genus, the species or the natural hybrid form, the Regional Judging Panel should record all necessary details including photography and require that the owner obtain adequate botanical evidence of identification of the plant before further processing of the award.

No point allocation will be made.

The plant must have originated from a single cultivar “grown on”, and not from a number of divisions. Back-cutting is permitted and, where it is the nature of the plant to produce multiple, but separate growths, such plants will not be excluded from consideration, but the panel is to be satisfied by careful examination that all such growths are identical cultivars that have been left undisturbed and are not replanted propagations.

In evaluating a plant for cultural recognition, judges are to be mindful that higher awards (ACM and ACE) should be generally reserved for similar cultivars to those previously granted an ACC and showing significant improvement in size and floriferousness to such previously awarded flowerings.

Caution should be exercised and, where a panel determines that an initial higher award should be granted, justifying remarks must accompany the submission, outlining the reasons why it is considered that the plant has limited capacity for improvement when matched to the award criteria.

## **AWARD OF SPECIAL RECOGNITION**

An Award of Special Recognition may be made by the Council, for an outstanding feature or achievement relating to the culture of orchids not adequately covered by another award of the Council.

e.g. A significant breeding achievement such as producing a crossing of outstandingly consistent quality. To qualify for this type of ASR the breeder should present a minimum of twelve (12) plants of one crossing. Some of them should be flowering at the time of assessing the ASR Award. These need not all qualify for Quality Awards but should be of uniformly high quality. Previously awarded plants from the same breeding may be included in the required minimum of twelve plants. The breeder should supply a Breeding History Statement to support the application.

## THE AOC AWARDS SYSTEM

1. The granting of AOC Awards for Orchids shall be governed by the rules of the Council, as contained in the *Guidelines for Judging Handbook* and as amended from time to time.
  2. A plant must be owned and grown by the applicant for a minimum of six months prior to it being eligible for award and for a minimum of two years for a Cultural Award
  3. To be eligible for an AOC Award the plant must be judged by a panel of not less than five (5) fully accredited Australian Orchid Council judges under the control of the Regional Registrar, or in their absence their nominee.
  4. Decisions on whether or not a particular award is granted are to be determined by the majority vote of the judges present, provided that at least five (5) judges are in favour of the level of the award being granted. If the average point score of all the judges present is less than the award so voted, the lowest points possible to receive the award shall be deemed to be the average.
- Illustration:
- (a) If 4 judges award a plant at an award level (say AM) and 3 award it at a lower level (HCC) then 7 judges are in favour of an award and the plant receives the lower level award with either the average points, if less than 80 in this case, or if the average is greater than 80 in this case, the maximum points for the lower award will be assigned (79.9).
  - (b) If 5 judges vote for an award (AM) and, say, 4 vote for a lower award, (HCC) the average points may be less than the cut-off (80). In this case the award is given as the higher award (AM) with the minimum points allowed for that award (80)
5. Where there are insufficient judges available, a plant may be assessed for an award by fewer judges, in more than one venue, or at different times, as long as the total number of judges is not less than five and that there is to be no communication between the judges involved until the judging is completed.
  6. Applications for AOC Awards shall not be processed by the Registrar General of Judges unless they are on the approved form, and the application is fully and legibly completed, including the parentage, all the required dimensions and the colour of the flower, using the RHS colour coding and the reasons for granting the award. The number of judges voting is also required.

## AWARDS FOR EXCELLENCE OF PLANT CULTURE (ACC, ACM, ACE)

### **Award of Cultural Commendation (ACC)**

Not less than 75 points out of a possible hundred

### **Award of Cultural Merit (ACM)**

Not less than 80 points out of a possible hundred

### **Award of Cultural Excellence (ACE)**

Not less than 85 points out of a possible hundred

An award, according to the above scale, may be granted to a grower or growers of a plant in robust health that exhibits recognizable excellence of culture such that it is perceived to be superior in floriferousness, size, and overall cleanliness of growth to that which could be reasonably expected of a mature plant of its kind grown under conditions ideally suited to its needs.

The following are to be considered of major importance in scoring the award:

**Size:** The plants should be of a significantly superior size to that reasonably expected of a normal robust and mature example of its kind.

**Condition:** The plant should have clean, appropriately mature foliage, and be well presented and be free from any significant mechanical damage or blemish that detracts from the overall effect. The quantity of foliage should be in proportion to that reasonably expected on a plant of the kind and size.

**Floriferousness:** The quantity of flowers should be unusually large in number and be in proportion to the size of the plant, having regard to any growths or pseudobulbs capable of blooming at the time it is submitted for the award.

Scores will be enhanced by the uniformity and carriage of the flower arrangement and the overall effect of the presentation. The flowers are to be fresh and of reasonable exhibition quality.

The plant must have been grown by the applicant(s) for a minimum of two years and the judging panel will require reasonable evidence to this effect. Judges will need to consult the grower's statement of their culture methods and history in making their assessment of the merit of the culture.

### **THE AOC AWARDS SYSTEM continued**

7. Within 90 days of granting the award, other than a Provisional Award, the Regional Registrar shall forward the AOC Award Application Form, together with the requisite set of digital images to the Registrar General of Judging.
8. The Registrar General of Judging shall, within 30 days of receiving an application for award, approve the award unless the original judging process contravenes Australian Orchid Council judging rules, and within 30 days of approving the award shall forward to each state a copy of the award application form and accompanying digital images.
9. The Registrar General of Judging shall not approve an AOC Award when the same clone of a nominated plant has previously received an Australian Orchid Council Award (FCC - AM - HCC - AD or CBM) in the category applied for, or in respect of any Cultural Award, when the owner has previously received an award for that clone at the level nominated. [This means that if an owner receives an ACM for plant X clone y, that grower cannot receive an award less than ACE for that plant in subsequent judging but that other growers can receive ACC or ACM or ACE for plant X clone y]
10. **Provisional AOC Awards**  
Award applications are to be held by the Regional Judging Panel Registrar until registration of the hybrid name is completed. Then and only then is the application for the AOC Award to be forwarded to the Registrar General of Judging. A period of twelve (12) months from the date of the initial award is permitted for this application to be completed.

### **RULES FOR UNIFORM AWARD JUDGING continued**

8. Plants on which all flowers on an inflorescence are not open, may, at the discretion of the judging panel, be judged provided that not less than two thirds of the buds or flowers are fully open and provided that this rule shall not affect any minimum provided in the Judging Guidelines. The proportion of open flowers mentioned herein will not apply when it is the habit of the orchid never to have all of the flowers on the inflorescence open at one time.
9. A plant having only one flower and one bud on a single stem will be considered for award judging providing it does not contravene the minimum flower count for the genus.
10. Plants may, at the discretion of the judging panel, be judged for awards provided that an inflorescence with a pollinated flower or flowers is not the inflorescence being judged.
11. If it is agreed by the Regional Registrar that a plant cannot be transported and a judging panel cannot be taken to the plant, its inflorescence(s) may be cut and presented for judging for a quality award or an Award of Distinction, provided it is accompanied by digital images of the whole plant, photographed before the inflorescence(s) were cut. Where a plant cannot be exhibited at an international show because of distance or quarantine laws, the cut flower can be awarded and the image of the whole plant be waived.
12. Discussion by judges and associate judges shall be permitted on all plants submitted for awards prior to the distribution of judging cards, at the direction of the Registrar. Thereafter no discussion by judges or associate judges shall be permitted prior to judging of any plant submitted for a prize or an award, and each judge or associate judge shall mark their card without reference to any other judge or associate judge.
13. The exhibitor, exhibitor's agent or employee of the exhibitor shall not participate in the judgement of the exhibitor's orchid and shall not be present at the judging.
14. A judge will be required to give an explanation to the Registrar of their personal assessment should it show a variance of 5% or more from the average of the judging panel assessing the orchid. Their assessment shall be discarded and a new average taken.

## REQUIREMENTS OF AN AOC ORCHID JUDGE

1. An Australian Orchid Council (AOC) judge must be a current member of an AOC Regional Judging Panel. Appointment as an AOC judge ceases immediately their membership as a judge with such a panel ceases for any reason whatsoever. A judge can only become an AOC judge by nomination by the Regional Panel in whose area they reside.
2. A judge must have a thorough knowledge of the AOC *Guidelines for Judging Handbook* and keep abreast of changes as they occur.
3. Judges must have a thorough knowledge of the commonly grown species and hybrids, a good general knowledge of the lesser known species and hybrids and be competent at display judging. They must be familiar with superior forms of species and hybrids and have normal colour perception.
4. A judge should be familiar with the dominant features transferred by the species and hybrids and the reasonable expectancy of breeding lines.
5. A judge should have a sound working knowledge of hybridising trends; relevant orchid literature; scientific tools such as tissue culture; pests, diseases and ailments; and general orchid culture where these are relevant to judging.
6. A student judge should be a member of an orchid society and have been an active member of a society for a significant time to satisfy paragraphs 3-5.
7. Judges must be able to organise their knowledge quickly, accurately and objectively. They must have an independent mind and yet be able to assess the merits of others' opinions. They must aim to be free from personal preference or prejudice and be sufficiently confident in their ability so as not to be swayed by others.
8. It is the responsibility of judges to exclude themselves from any judging where they own, are the agent of the owner, or are an employee of the owner, or are the hybridiser of the plant being judged, or are in any way personally involved with the plant or plants being considered.

## RULES FOR UNIFORM AWARD JUDGING

1. The plant to be judged shall be in show condition (see Appendix A), free from disease or pests. Flowers must be clean and free of the marks etc., resulting from such disease or pest.
2. All flowers and buds on the inflorescence(s) being judged shall be free from malformation and should be free from blemish or injury. Any inflorescence with malformed, blemished/injured or pollinated flowers or buds should be eliminated from the assessment of the plant being judged.
3. The exhibitor, when submitting a plant for an award, shall clearly label the plant with the name, and show particulars of its parentage, if known.
4. Particulars of the plant's ownership shall be treated as confidential by the owner and the Registrar, or whoever is conducting the judging, until the judging is completed.
- 5a. Minimal staking and tying and other means of support will be permitted, but shall not modify the natural inflorescence habit. The judging panel has the right to ask the owner to remove any staking and/or tie if necessary, in order to ascertain the strength of the inflorescence. In all genera, no inflorescence is to be tied or supported on any part of the flower or its attachment to the inflorescence.
- 5b. "Minimum staking" generally means to the first flower or first branch and unobtrusive. In some genera, where inflorescences are long and/or heavy, some discretion should be exercised. Where the ties are such that the strength of the inflorescence cannot be determined then the plant shall be penalised by 10% of the assessment.  
Note: plants should be penalised and not disqualified.
6. Any inflorescence being judged, from which a bud or flower has been removed or is missing, will be disqualified from judging unless the removal or loss happened during transport and the detached bud or flower is presented with the plant.
7. Once a plant has been submitted to a Regional Panel, whether it receives an award or not, it shall not then be submitted to that or a different Regional Panel within ninety days.

## REQUIREMENTS OF AN AOC ORCHID JUDGE *continued*

8. Judges must conduct themselves in a manner that will at all times maintain their own integrity and that of the AOC. They must conduct themselves in a calm and rational manner that will facilitate the harmonious resolution of differences of opinion in judgement. They must express themselves clearly, concisely and unequivocally, and avoid both passive acceptance and aggressive rejection of the opinions of other judges. Judges must NOT use social media such as Facebook to criticise a judging (either show bench or award). They shall not deride, criticise or otherwise attack any judging panel AOC or other. The right place to vent their opinions is at an officially convened judges meeting.
9. It is the responsibility of judges to co-operate at all times with the Chairman of the Judging Panel during judging. They must act in an efficient and pleasant manner and remain with the judging until excused.
10. A judge must refrain from smoking at all times during judging. Neither shall they touch nor in any way handle or interfere with an exhibit without the permission of the Chairman of the panel or the Show Marshal.
11. A judge must attend, in one calendar year, at least two thirds of the meetings convened for Award and Judging business of the AOC Regional Panel, or subdivision thereof in their region. Alternative ways need to be found by each Regional Panel to update judges who cannot attend for reasons of distance or leave of absence.
12. All judges must be Personal Members of the AOC with the exception that where two AOC judges reside at the same residence they need only have one subscription to *Orchids Australia* but both will be registered as Personal Members.

## THE PROCEDURE FOR THE SUBMISSION FOR REGISTRATION AND GRANTING OF AN AUSTRALIAN ORCHID COUNCIL AWARD

1. Submission of Applications for registration of AOC Awards is the responsibility of the Regional Panel which judged the award; this panel submits the application for award on behalf of the owner of the awarded plant. An application for award may be submitted only by the Regional Panel which judged the award and not by any other body.
2. The application shall be on the official form approved by the Registrar General of Judging and shall contain such information and descriptive details as the Council may determine. The Registrar General's copy of the Application Form needs to have the Owner's Declaration of Ownership (including name, address and contact number) and the Photographer's Copyright waiver on the back. Applications for Cultural Awards must also be accompanied by a Statement of Culture Methods and History from the grower. CBM Award Applications should be accompanied by a statement of the findings of the research done before granting this award.
3. Applications for an AOC Award must be submitted to the Registrar General of Judging within ninety days of the date on which the plant was judged for that award and applications shall be processed by the Registrar General of Judging in accordance with the "Australian Awards System".  
  
If there are exceptional circumstances that preclude submission within the specified period, then a written application for exemption must be forwarded to the Registrar General of Judging prior to the expiry of such period. If the Registrar General of Judging does not agree that the reasons for delay are reasonable, then the application will lapse.
4. A copy of the Application Form and an appropriate set of digital images are to be supplied to the Registrar General. One set of these images and a copy of the Application Form must also be retained by the issuing panel for its records.
  - (a) For all single flowered genera, images of the front, side and back views, together with an image of the whole plant are required.

(b) For multi-flowered genera, images of the single flower, inflorescence and whole plant are required.

(c) For Award of Special Recognition:

The requirement is one image of the group of all that are flowering at the time, and an image of a single flower of each plant, PLUS images of an individual flower and the whole plant from each of the previously awarded plants.

- 5a. Images of award flowers, spikes or plants shall:
- I. Fill the frame as much as possible
  - II. Be taken using a digital camera
  - III. Be in focus with appropriate exposure
  - IV. Images of the face of the flower shall be taken perpendicular to the plane of the flower. ie not looking upwards or downwards into the flower.
  - V. Be taken as soon as possible after judging,
  - VI. Be of at least 1Mbyte.
- b. The digital images shall be of an acceptable quality. Images are considered to be of an unacceptable quality if:
- I. significantly under or over exposed,
  - II. incorrectly focused,
  - III. have faults which make a fair appraisal of the orchid difficult.
  - IV. Images taken on mobile phones, tablets or laptop cameras
  - V. Image with the date stamp in the image.
- c. Care shall be taken to:
- I. take images of the most appropriate flower (not one with faults).
  - II. Avoid obtrusive ties or stakes.
6. The award approval fee shall be paid to the Treasurer of the AOC by the submitting authority on behalf of the applicant seeking the award.
7. The AOC Certificate will be forwarded through the Regional Registrar in due course. It will bear the same date that the plant was judged.
8. For award judging at Australian Orchid Conferences all AOC judges present may participate.

## **RULES FOR SELECTING THE AOC ORCHIDS OF THE YEAR**

1. Each Regional Panel shall select its own Orchid Hybrid of the Year from those orchids that it awarded in that category over the previous twelve months, ending 31 December. In AOC Conference years the host Judging Panel will, in addition, select the best of the Hybrids awarded at the Conference. The judging panels shall notify the Registrar General of Judging of their selection(s) as Nominations for AOC Orchid Hybrid of the Year by 28th February in the following year.
2. The Registrar General of Judging will circulate a list of nominated Hybrids of the Year to each Regional Panel as soon after 1st March as possible.
3. Each Regional Panel shall list in order of preference all orchids nominated and submit such list to the Registrar General of Judging by 31st March.
4. The Registrar General of Judging shall consolidate the voting and declare the most favoured orchid the AOC Australian Orchid Hybrid of the Year. If two or more orchids gain an equal number of votes, they shall be declared joint winners.
5. The same procedure shall be used to select the AOC Australian Orchid Species of the Year, the AOC Award of Distinction of the Year and the AOC Cultural Award of the Year.
6. These four honours shall be determined by the Judging Awards Standing Committee and published
7. In the selection of the AOC Orchid Hybrid of the Year and the AOC Orchid Species of the Year, if there is one or more than one FCC granted in that year, then the selection is to be from this elite grouping. In the event that no FCC has been awarded, then selection must be from available AM awarded plants.
8. In the selection of the AOC Cultural Award of the Year if there is one or more than one ACE granted in that year, then the selection is to be from this elite grouping. In the event that no ACE has been awarded, then selection must be from available ACM awarded plants.
9. The AOC shall issue a certificate to the grower of each nominated orchid from each Regional Panel.



## PRINCIPAL CRITERIA – JUDGING FOR QUALITY AWARDS

For an orchid to be granted an Australian Orchid Council Award, it must be considered sufficiently superior to other cultivars of its kind, so as to warrant special recognition. The cultivar should be outstanding for that kind irrespective of its intrinsic appeal. The award granted will reflect its quality. Orchids which represent an advance along some line of breeding and having flower quality worthy of recognition should be assessed with appropriate reference to the parentage to assess that advance.

In assessing an orchid for an award, judges are to take into account the following criteria: -

**Shape:** The flower should be laterally symmetrical in form. The segments should be broad for the species or hybrid, and free from furling, reflexing and other distortions, unless this is the nature of the kind.

**Colour & Texture:** Should be clear, glistening and well defined, with regard to what can be reasonably expected for the kind. The texture should be lustrous and without blemish.

**Size:** Should be of good size for the species or within the range of what could be reasonably expected from the hybrid's parents.

**Measurement:** The size of the flower is to be measured across the horizontal natural spread of the flower, without any manipulation.

**Stem Habit and Arrangement:** Flowers should be well displayed on an adequate, self-supporting inflorescence, according to the genus's habit.

**Floriferousness:** The number of flowers carried on the inflorescence(s) and their pattern of opening shall be commensurate with the breeding lines of the plant, and the minimum number should be commensurate with that of the parents and comply with the required flower count.

**Substance:** The flowers should be of good substance, firm and fresh.

**Flower Selection:** If the plant has more than one flower, then a flower with the best general appearance shall be selected for measurement of size and determination of shape, colour and texture, substance, provided that the other flowers are of a relatively even and comparable standard. The stem on which this flower occurs shall be judged for habit and arrangement of the inflorescence.

## BASIC CRITERIA continued

### COLOUR AND TEXTURE [approximately one third]

To be granted a quality award, the colour of the flower(s) must be worthy of that award.

The texture of the segments' surfaces modifies the visual impact of the colour so much that they must be considered together. The quality of the colour is important, not its shade. All colour shades and combinations are accepted, but should be attractive and appealing. All markings should be well defined; smudges, blurring or bleeding of one colour into another is not desired. Clarity and vibrancy of the colour or colour combinations are especially important. Personal preference for say, pastel tones, reds, or dark tones etc., must not be allowed to influence the judgement. The texture of the surfaces should enhance the colours, making them lustrous or glistening, perhaps imparting a crystalline appearance. A dull or matt surface is likely to reduce the impact of the colour and so be a handicap for the flower. The colour of the labellum must be considered when assessing the flower. It may be matching or contrasting.

### FLORIFEROUSNESS, SIZE, STEM HABIT & ARRANGEMENT and SUBSTANCE [all together: approximately one third]

#### FLORIFEROUSNESS AND SIZE

While many good size flowers is the ideal, an abundance of slightly smaller flowers or a lesser number of very large flowers is equally acceptable. Similarly, many inflorescences with fewer flowers are as acceptable as one or two inflorescences with many flowers.

Similarly, a plant carrying a larger number of inflorescences should be given credit for its overall floriferousness, even if the flower count on each inflorescence is less.

Two thirds of the flowers on the inflorescence should be fully open, unless it is the nature of the orchid for the flowers to open progressively.

The size of the flower is usually measured across its natural horizontal spread, without manipulation. For orchids like *Masdevallias*, multifloral *Paphiopedilums*, *Phragmipediums*, *Pterostylis* etc. where this measurement is less relevant, other measurements to indicate the size of the flower should also be recorded.

## **BASIC CRITERIA continued**

### **STEM HABIT AND ARRANGEMENT**

The purpose of the stem is to present the flowers to their best advantage. A perfect flower which is drooping, twisted or turned in towards other flowers or to the stem should be penalised.

For multi-flowered inflorescences, the stem may be pendulous, arching or erect and should be strong enough to carry the flowers unaided. What is most important is the arrangement of the flowers on that stem. Each flower should be presented so that its front is fully visible and perpendicular to the viewer. The flowers should be clear of the foliage.

The flowers should not overlap excessively and mask one another nor be so far apart that they seem to be individual flowers rather than a group. For erect stems it is desirable that the flowers are all around the stem. For arching and pendulous stems, the flowers may be in two ranks, one on either side or they may be all around. Drooping and bunching are not desirable, nor are sharp bends or kinks.

The stem may be supported by a stake. Where it is doubtful if the stem has enough strength to hold the flowers, the ties should be carefully loosened to check for that. Although a weak stem is not sufficient reason for disqualification, the assessment made should reflect the inadequacy. In all genera, no inflorescence is to be tied or supported on any part of the flower or its attachment to the inflorescence. Cable ties, tape or other means that the ties cannot be removed are unacceptable.

For single and few flowered inflorescences, the stem should again present the flower(s) to advantage, and it must be strong enough to carry the flower(s) clear of the foliage.

Inflorescences should be displayed evenly on the plant. Inflorescences tied using Cable ties, tape or other means such that the ties cannot be removed, and where the exhibitor is not prepared to remove the ties shall not be judged.

### **SUBSTANCE**

“Substance” is a measure of the strength or solidity of the segments

It must be noted that the degree of rigidity and thickness varies from genus to genus and from species to species. Thus the normal condition of rigidity and thickness for a genus or group of genera must be remembered, understood and used as a reference - not just the rule of thumb, ‘rigid is beautiful’.

Assessment should relate to the best known in its own genus or group.

## **BASIC CRITERIA – JUDGING FOR QUALITY AWARDS**

The guidelines below are designed to describe the criteria normally accepted by Orchid Judges worldwide as the most important. They consist of detailed descriptions within the major categories or criteria and are followed by notes for specific genera or groups of genera where the basic description is modified.

The proportion of importance of the criteria is indicated. It is distilled from the experience of many judges in the past and should not be ignored. As a training guide only; points, as in the past, may be used as an initial method of determining quality.

As experience is gained, the relative merits of these criteria will become second nature.

### **SHAPE [approximately one third]**

To be granted a quality award, the shape of the flower(s) must be worthy of that award.

Flowers should be flat or slightly concave. The flower must be symmetrical about a vertical plane through its centre (zygomorphic). It should also be in balance about a horizontal plane through the base of the column. The segments should overlap so that no gaps are visible when viewed straight on. The tips of the segments should be rounded and should form a circular outline for the flower. The area without ‘flower flesh’ within this circle should be minimal. The sepals should be wide, flat, not furled nor quilled. The labellum should be such that its main surface and lobes, if any, are fully visible. When viewed from the side, the labellum should not jut forward excessively from the rest of the flower, but should be at a similar angle to the other segments.

Frilling or goffering of any of the segments is acceptable, provided that it is inherent in the plant’s breeding and that it does not detract from the general outline or appearance of the flower.

## AUSTRALIAN NATIVE SPECIES AND HYBRIDS

(Authors: Charlie McMonagle and Peter Adams)

A native orchid **species** is one found growing on the Australian mainland, Tasmania; or any island under the political control of an Australian state, but does not include natural hybrids.

An Australian native orchid hybrid is the progeny exclusively of Australian species or their hybrids; that is to say, no exotic orchid shall be included in their ancestry.

The AOC

- a) **Accepts** as an Australian native orchid species (inter alia) *Calanthe triplicata*, *Dendrobium antennatum*, *Spiranthes sinensis* and *Phaius tankervilleae*.
- b) **Refuses** to accept as an Australian native orchid species and their hybrids (inter alia) *Dendrobium johnsoniae*, *Vanda tricolor*.

### The Exhibit

Terrestrial: any number of plants of the one species or hybrid in one container

Epiphyte: a single plant in a container or any medium of display to be judged as a whole. The exhibit should be well established and must not show signs of being recently collected. Where plant differences are apparent in the exhibit, the exhibitor may be called upon to nominate the plant to be judged.

### *Dendrobium*

#### Section *Phalaenanth* Species and Hybrids

There are two species in this section, *Den. bigibbum* and *Den. affine* (syn. *Den. dicuphum*). On the basis of published studies there is a single species *D. bigibbum* with 3 Australian varieties - var. *bigibbum*, var. *superbum* (syn. *Den. phalaenopsis*) and var. *compactum*. *Dendrobium bigibbum* has been repeatedly line bred.

Many plants labelled as species are hybrids which can be difficult to detect because of the dominance of *Den. bigibbum*. It is often not possible to determine which variety has been used in line bred *D. bigibbum* or its hybrids.

*Dendrobium bigibbum* judging follows the general principles (also see notes for judging *Dendrobium*). The shape should be rounded, with flower numbers toward optimum for each variety, and flowers regularly spaced in 2 rows. A small degree of furling is normal

21

When a plant has hundreds of flowers and a small number of isolated flowers are not present, possibly due to a loss in development or transport, some discretion may be used, IF the overall appearance is not adversely affected. If it is affected, or if there are double flowers, other abnormalities, pollinated flowers or damage, the raceme but not the whole plant is omitted from judging consideration. If this renders the plant deficient in floriferousness, this becomes a fault.

#### Section *Dendrocoryne* Hybrids

Plants should be floriferous, with the number of racemes and the number of flowers per raceme commensurate with the size of the plant and its breeding. The whole plant is judged. The hybrid should be an improvement in quality over earlier breeding. Complex hybrids should be judged on general judging principles.

*Den. kingianum*, *Den. speciosum* and *Den. tetragonum* are particularly dominant and well represented in hybrids, giving three distinctive flower styles: round/triangular, star and narrow star shapes. Any of these styles may be rated as equally outstanding, if the overall flower shape is round and consistent.

#### Shape

Consider symmetry, circular outline, but not necessarily well filled in flowers if *Den. tetragonum* is dominant. Look for a flower with balance with the size of the labellum.

#### Colour/Texture/Substance

Rich warm colours are introduced into the hybrids. Look for clean, crisp colours and markings.

#### Habit/Inflorescence

A strong *Den. tetragonum* var. *giganteum* influence can lead to poorly presented flowers with thin texture, and weak peduncles which droop and present poorly. Flower count may be reduced, both on stems and on the plant overall. These features will lose points. In general, racemes should present erect or arching above the foliage and display the flowers well.

#### Section *Rhizobium* (Terete-leaf) Species

There is some early line breeding occurring in some of the commoner species. Generally plants can be compared against the ranges for naturally occurring plants.

#### Section *Rhizobium* (Terete-leaf) Hybrids

These are now very common on the show bench. There has been confusion in the breeding lines, and many of the hybrids contain New Guinea species, particularly *Den. fuliginosum* (obvious from the spotting on the flower). Any of these hybrids must not be judged in the Australian Native Orchid Hybrid class. 23

Breeding has now reached several generations. Ideally the hybrids should be compact plants, with multiple flowers per raceme, and a mass flowering, with flowers presenting better and with higher quality than the species. Flower size is increasing. The labellum should be conspicuous, prominent, and well presented. Clear colours and markings on the tepals are desirable.

See also Ros Capell's article:

[http://orchidsaustralia.com.au/AOCdownloads/AOC\\_guidelines\\_aust\\_den\\_hybrids.pdf](http://orchidsaustralia.com.au/AOCdownloads/AOC_guidelines_aust_den_hybrids.pdf)

## JUDGING AUSTRALIAN NATIVE AERIDINAE (SARCANTHINAE) FOR AWARDS.

**The Exhibit:** Exhibits should not show any signs of stress, disease or infestation. The plants flowers will be considered as a whole with the best raceme used for judging or awards. As the flowers can be either progressive or non-progressive in habit, this should be taken into account. Two thirds of flowers on the non- progressive. The number of spikes should be commensurate with the size of the plant.

**Species:** Sarcophilus species are judged for awards by considering plants in relation to the general AOC standards for species, and to the optimal characteristics for each species. For example, flower dimensions, number of flowers per raceme, and number of racemes per growth. Formal botanical descriptions of the species provide the ranges for these characters, and also the information on colour varieties, and are helpful in assessment. Previous awards, where available, should also be used as comparisons.

**Hybrids** are to be judged by appreciation in accordance with these guidelines the breeding lines and the parentage of the hybrid should be considered.

**Shape:** In hybrids, the flower should be circular in outline and filled in, symmetrical in form. All flowers should be relatively even, knowing they do become smaller toward the apex of the inflorescence. Petals and Sepals should be wide and evenly balanced.

**Colour and Attractiveness:** Flowers should be clear, glistening and fresh. All markings should be well defined, not smudgy or dull. Markings on segments do not have to be exactly the same on each flower, however, a measure of uniformity and balance is to be expected. Flowers having new colours which are unusual or have special appeal should also be considered for an AD. Attractiveness is the appearance of the plant viewed as a whole when fully in flower.

**Substance and Texture:** All flowers should have good substance which will in turn enhance the texture. They should be firm, fresh, lustrous and without blemish.

**Size:** Should be of good size for the species or within the range of what could be reasonably expected from the hybrid's parents.

24

for the species. The labellum should be well displayed and the size balanced with other parts. For hybrid judging, see section on *Dendrobium* hybrids.

## Section *Dendrocoryne* Species

This section includes *Den. speciosum* and *Den. kingianum*, which have been line bred for several generations or more. Knowledge of the varieties of these species is very important as varieties should be judged against the best of that variety.

All racemes on a plant should be considered, and more floriferous plants rewarded, as this is the desirable and natural form of the species.

### *Dendrobium kingianum*

Racemes should be erect to slightly arching to display flowers well above the leaves. Southern forms used for line breeding have flower counts of up to 8 per raceme usually, with more rounded and filled in shapes, but the base of the flower is naturally flat and points should not be deducted for this. The flowers are not usually rounded, but star shaped and tend to triangular, not a fault unless extreme. There are a number of natural shape variations that can be accepted without penalty. Northern forms may have higher flower counts per raceme but flower quality is generally inferior. Judges should be familiar with the awarded line bred plants, which may have reduced flower count per raceme, but multi-racemes on a stem and significant improvements in shape, texture and flower presentation. There are a few plants around often exhibited as species that are hybrids e.g. Big Foot, Kings Park Special.

### *Dendrobium speciosum*

Within this complex, 9 varieties are recognized. *Dendrobium speciosum* var. *curvicaule* generally has the best shape, rich flower texture, and good presentation, and is the most awarded. Each variety should be judged against the best for each variety. There are plants of each variety that can be of award standard. Line bred species can be intra-varietal or inter-varietal (between different varieties).

The number of racemes should be commensurate with the size of the plant, and all racemes should be considered. Evidence of removal of several racemes to obtain a low number of larger ones may be considered a fault. Poor presentation such as drooping, unnatural overcrowding or bunching are serious faults, and exceptional presentation and arrangement of flowers should be rewarded.

The small point at ends of racemes with undeveloped buds is a natural feature and NOT aborted flowers, it is present in all *Dendrobium*. In cold seasons there may be truly aborted buds, much more obvious, and crowding and these are faults.

22

**Inflorescence;** Should be of reasonable length so as to show off the flowers to their best advantage, clear of the foliage and evenly placed on the stem. Bunched flowers, twisted stems and short inflorescences are undesirable. The stem can be vertical, arching or pendulous.

**Floriferousness;** The majority of the inflorescence should be fully open whilst on some plants the flowers are progressive. Due respect should be given to a plant having a high number of racemes, and the even spread of the racemes over the plant. There should be a minimum of 7 fully opened flowers when being submitted for awards.

**Please note:** Should an *Aeridinae* not meet the standards above for Shape because of having the other species influencing them, eg. *Sarcophilus australis*, *Plectorrhiza tridentata*, *Peristeranthus hillii*, *Rhinerrhiza divitiflora*, and other smaller *Sarcophilus* species, in their breeding, the plants should be judged taking into account the number of flowers on the raceme, the presentation and the colour. They should not be jeopardised because of breeding.

## CYMBIDIUM

### SHAPE.

The prime requirements are that the flowers should be symmetrical, circular in outline and filled in, concave and well balanced with broad segments. Excessive cupping is however, to be considered undesirable.

The dorsal sepal should be free from excessive hooding, and the sepals and petals should be free from furling, reflexing, and crinkling. Tips of the segments should be round and free of distortions.

The labellum should be wide and fully displayed, symmetrical, proportionally sized, curving gracefully, and not rolled at its distal end.

### COLOUR.

Colour may be any colour or combination of colours. The colour should be clear and well defined, glistening, not muddy or blurred in appearance.

Where there is a combination of colours (polychrome) the colours should be pleasing and blending harmoniously with each other.

Any markings and shadings should be distributed symmetrically and not distracting from the overall appearance of the flower.

The colour of the labellum should be considered in its overall effect on the attractiveness of the flower and can be concolour or contrasting.

## DENDROBIUM

(Authors: Charlie McMonagle and Peter Adams)

This large genus is divided into 30 sections (*Genera Orchidacearum* 2014) Sections *Phalaenanthe*, *Spatulata* and *Dendrocoryne* are those seen most commonly on show benches. Other sections requiring familiarity are *Rhizobium*, *Latouria*, *Dendrobium*, *Formosae* and *Calyptrorchilus*.

**The guidelines in this section are not applicable to Australian species, and hybrids containing only Australian species, which are judged under Guidelines for Judging Australian Native Orchids, except to the extent that cross references occur.**

### *Dendrobium* Species

These must be judged against the best examples of the species, according to the optimum known, including flower size, shape and number. Where species have been extensively line bred, knowledge of recent advances is required. The whole plant should be appraised in judging, with rewards for denser flowering commensurate for the size of the plant. A small amount of flowering on a large plant, or a very diffuse scatter of flowering when more is expected, are faults.

The flowering categories of shape, colour, size, substance and texture, and habit/presentation are assessed in the usual way, but presentation is very important; if it is poor the other qualities cannot be fully appreciated.

### Judging Criteria for *Dendrobium* Species and Hybrids

#### Sect. *Phalaenanthe*

These hybrids have *Den. bigibbum* including var. *schroederianum* (Tanimbar Islands, Indonesia) in their parentage. *Dendrobium bigibbum* var. *schroederianum* is generally dominant in hybrids, so the group will contain plants with flowers that closely resemble Sect. *Phalaenanthe*, even if they contain small amounts of *Dendrobium* from other sections e.g. *Den. Pearl Vera* (3% *Den. canaliculatum*), *Den. Burana Pearl* (16% other species), *Den. Dal's Deluxe* (15% other species).

#### Shape:

The flower should be laterally symmetrical in form and close to circular in outline. The sepals should be wide and evenly spaced, with the dorsal sepal erect. Petals should be broad and rounded, evenly spaced, and overlapping the sepals where this is an expected feature. The labellum should be relatively wide for the section, of sufficient size to balance the flower, and not project forward excessively, or reflex at the tip, unless this is natural.

Points are deducted if lateral sepals are too spread out; base of flower is flat; sepals or petals are narrow; petals are uneven; ends of petals pointed rather than rounded; petals furling back; labellum jutting forward or turning under.

**Colour and Texture:**

All colours are treated equally but must be pure, clear and solid with glistening texture. All markings should be well defined. Clarity and vibrancy of the colour(s) is especially important. A dull or matte surface adversely affects the quality of the colour. Smudges, blurring or bleeding of one colour into another is not desired.

Points are deducted for poor texture, indistinct colours or smudging of stripes.

**Substance/habit/inflorescence:**

Stem must be strong, and erect or gently arching, with flowers displayed regularly, and evenly spaced in 2 rows. Minimum of 7 open flowers is required.

Points are deducted for a weak stem which is twisted or bent; weak pedicel leading to flowers drooping or facing down; flower arrangement on stem not regular (bunched or spread out), or flowers not all facing in the right direction.

Common faults include:

Bunching or gaps between flowers.

Flowers confined to one segment of the raceme.

Flowers not presenting well, drooping down.

Oval flower shapes i.e. wider at the labellum.

**Sect. *Spatulata***

Species in Sect. *Spatulata* are mainly found in New Guinea but 8 are found in Australia.

Common species used in hybridizing include *Den. canaliculatum*, *Den. discolor*, *Den. johannis*, *Den. trilamellatum*, *Den. lasianthera*, *Den. stratiotes* and *Den. carronii*.

Hybrids have a wide variation in flower shape and size, amount of tepal twisting and floriferousness depending on the species composition. They also vary in the number and distribution of flowers on the stem.

**Shape:**

Flowers are not always symmetrical around the midline, but flowers along the inflorescence should be consistent in appearance. Petals should be upright and not cross over. The labellum should be in proportion to the tepals, well displayed, and complementary to the flower as a whole.

Points are deducted for petals held out to the side or crossed over; flowers not uniform on the stem; flowers drooping or not presenting well.

**Colour and Texture:**

Colours should be clear and glistening, with symmetrical markings.

**Substance and Texture.**

Flowers should be of good substance and texture, firm, fresh, lustrous and free of blemishes.

**Size.**

Flowers must fit the prescribed minimum dimensions of the classes where they are benched. If the flower size is marginal between two class sizes, the size of most of the flowers on the plant determines the class the plant belongs to.

**Habit and Arrangement.**

Racemes may be erect, arching gracefully or pendulous and must not be bent or twisted.

The flowers must be well displayed on the raceme without bunching or wide gaps between individual flowers.

Erect and arching racemes must be strong enough to support the flowers. There must be minimal staking and tying, with no ties allowed above the first flower.

Display of the flowers should stand clear of the foliage without manipulation of the foliage.

**Floriferousness.**

Attributes are measured according to the total number of flowers on a raceme, provided that at least two-thirds of the flowers on the raceme being judged are fully open. There must be a minimum of seven (7) fully open flowers on a raceme for large Cymbidiums over 100 mm and ten (10) fully open flowers on a raceme for intermediate and miniature Cymbidiums.

Maximum attributes are awarded to racemes with more than 12 flowers and flowers and a minimum for racemes with 10 flowers. Consideration should take into account the number of racemes produced by each green pseudobulb and the entire plant in general.

This does not preclude awards being granted on cut spike.

**GENERAL NOTE.**

Cymbidiums not conforming to the above criteria should be judged according to their parentage and line of breeding.

Substance/habit/inflorescence:

Stems should be strong, and upright or arching. Flowers should be evenly spaced. At least 2/3 of flowers on an inflorescence should be full open.

Points are deducted for weak or drooping stems, or bunching of flowers. Flowers should be evenly distributed, or in two ranks if there is *Phalaenanth* in the background.

Long racemes are often staked for transport. Stakes may be removed for judging. Refer to staking rules.

Special comments

An inflorescence may terminate with a small section of stem with undeveloped flowers.

This is normal for *Dendrobium* and does not represent aborted buds, unless these are evident, and points should not be deducted.

The number of flowers and racemes will depend on the species background. Judges should be familiar with the range of number of flowers per raceme in each species.

### Intermediate Hybrids

This show bench category applies to most hybrids between sections *Phalaenanth* and *Spatulata*, where the flower shape is midway between the two. Sometimes it is difficult to assign flowers to a category e.g. where the petals are thin with a slight twist.

*Dendrobium affine* hybrids tend to fit into this category as the tepals are less filled in than *Den. bigibbum* hybrids.

### ¾ Intermediate Hybrids

This category is seen in some judging schedules in Asia and the Australian tropics.

Parentage is often an intermediate hybrid *Dendrobium* crossed with *Den. bigibbum* or *Den. affine*. The flower shape is less filled in than *Den. bigibbum*, but with larger petals than for an intermediate hybrid.

### Section *Latouria*

The species are mainly from New Guinea. Many have flowers that are asymmetrical and hang forward to some degree. This should not be penalized. They should be judged against the optimum for each species. Clear colours and floriferous plants will be rewarded.

### Soft Cane *Dendrobium* Species and Hybrids

These are a large, predominantly Asian, section with large, often rounded and showy flowers. In species judging, large dense displays are optimal and rewarded.

29

## LAELIINAE

### Standard Shape

The flower should be laterally symmetrical in form and circular in outline. All sepals should be even, wide, slightly concave, rounded at the ends and fit evenly between the other segments to give the flower a full, rounded and balanced form. The petals should be wide and evenly balanced. They must not fall forward.

The labellum should be wide, rounded, balanced, fully displayed and proportionate to the petals.

The entire flower should be slightly concave when viewed from the side. Frilling of the petals and labellum should not be a disadvantage, but must not destroy the general form.

The flowers should arrange themselves evenly, be well displayed and of similar size. Credit should be given to inflorescences with more than one flower.

### CHARACTERISTICS OF AN AWARDBLE COMPACT OR MINI *LAELIINAE*

(original draft by Mal Rivers)

The noted American hybridiser, Frank Fordyce stated in an article: "Similar to miniature Cymbidiums, the miniature *Cattleya* types must earn their place in the judging room by being sufficiently and consistently different than their cousins, the larger flowered, standard *cattleyas*." This applies equally to mini and compact *Laeliinae*. Since this article was published, mini *Laeliinae* and compact *Laeliinae* breeding has progressed remarkably in terms of shape and colour. Compact and mini *Laeliinae* do not generally possess the full, round shape of the larger labiate type hybrids. However, breeding trends indicate that in time this may well be the case.

The flower must be laterally symmetrical in form and circular in outline. All sepals should be even, wide, slightly concave, be rounded at the ends and fit evenly between the other segments, giving the flower a full, rounded and balanced appearance. The petals should be wide, evenly balanced and not fall forward. A slightly concave appearance is desirable.


The labellum is the focal point and is essential to the shape and circular form of the flower. It is generally frilled and fluted. This fluting tends to cause distortion at the bottom of the labellum, which is a major fault. This distortion can result in the distal end of the labellum rolling back or jutting out almost at right angles to the plane of the petals and sepals. This be proportionate to the petals. The labellum, when viewed from the side, should curve down slightly, not quite perpendicular. Most *Laeliinae* hybrids may have a labellum

slightly larger or slightly smaller than the petals, depending on the species used in the breeding process.

The entire flower should be slightly concave when viewed from the side. Frilling and goffering of the petals and labellum is not considered a disadvantage, but it must not degrade the general form. The flowers should be arranged evenly, be well displayed and of similar size. Credit should be given to inflorescences with more than one flower.

**Mini Laeliinae:** an orchid whose breeding suggests the plant would be small with flowers of 60mm-70mm horizontal spread. Although exceptional examples will exist, they will not generally display a well filled in flower with over-lapping petals, as expected in larger exhibition *Laeliinae*. Parentage must be taken into account when assessing these types of *Laeliinae*.

Four species have contributed to the Mini *Laeliinae* breeding group:



*C. coccinea*



Line bred  
*C. coccinea*



*C. luteola*



*C. pumila*



*C. cinnabarina*

The left image is the more often seen *C. coccinea*. It has great colour but is not well filled in and a longish narrow lip slightly curling under at the distal end. On the right is a line bred *C. coccinea* which has some of the attributes we look for in a mini *Laeliinae* hybrid. Note the full round shape, rounded sepals and petals, and a wide lip for a *C. coccinea*. It has brilliant colour. Mini cat hybrids of years gone by have had narrow pinched lips which carried over into their hybrids.

*C. luteola* adds yellow and some floriferousness to hybrids. *C. coccinea* x *C. luteola* makes C. Beaufort.

32

Hybrids are derived from section *Dendrobium*. Significant species used include *Den. nobile*, *Den. heterocarpum*, *Den. signatum*, *Den. regium* and *Den. findlayanum*. Yamamoto hybrids were developed by Jiro Yamamoto who began his breeding programme in Japan in 1952 and used tetraploid breeding stock.

Flowers of the *Den. nobile* style should be symmetrical and circular in outline. The sepals should be wide and evenly spaced, with the dorsal sepal erect. Petals should be broad and rounded, evenly spaced and overlapping the sepals. The labellum should be wide and of sufficient size to balance the flower, and not project forward excessively or reflex at the tip.

Staking of the pseudobulb to the end is permitted to support the sometimes heavy load of flowers. This is an exception to the staking rules. Flowers sometimes self-abort in the early stages of initiation. This is beyond the control of the grower and should not be penalised.

A minimum of 12 fully opened flowers is required on *Den. nobile* type species and hybrids. The flower count for other hybrids should be commensurate with the parentage.

### Section *Calyptrochilus*

This section includes the colourful New Guinea species such as *Den. bracteosum*, *Den. cuthbertsonii* and the Australian species *Den. smillieae*. Flowers are generally non-classical in shape e.g. fan-shaped or tubular flowers. Species should not be penalised for their natural shape. Most plants exhibited in this section are species as hybridising is at an early stage.

### Other Hybrids, including Inter-Sectional Hybrids

Inter-Sectional hybrids other than those covered above should be judged having regard for their parentage.

### Unusual Hybrids

There are a number of hybrid dendrobiums with an unstable genetic makeup, which leads to features such as peloric tepals which have the shape and markings of the labellum, or labellums which have the shape and markings of petals. If these features are consistent across the exhibit they are not considered as faults, but clear variation between flowers is a fault.



*Cattleya pumila* features in the background of many miniature *Laeliinae* hybrids. This terrific miniature species imparts excellent texture, good substance and small vigorous growth habit. Its purple colour is also dominant. The species produces a single flower and, like *C. coccinea*, produces few flowered, non-seasonal flowering hybrids. C. Mini Purple and C. Orpetteii are good example of colour and reduced size in *C. pumila* hybrids.

*C. cinnabarina*, along with *C. coccinea* is one of the parents of C. Psyche which was used to make C. Precious Stones and then on to C. Bright Angel reg. 1986. C. Precious Jewel was registered in 1993 and all three mini cats had healthy doses of *C. cinnabarina* and the hybrid C. Psyche in their background. Note how the distal end of the labellum curls under and way back. The use of this species has contributed to the problems with the labellums of most of these mini *Laeliinae* hybrids curling under and back. *C. coccinea* is also responsible for the narrow pinched lips.

**Compact *Laeliinae*:** an orchid whose breeding suggests that the flower would be of 70-100mm horizontal spread. Plant height may vary as Broughtonia may appear in the parentage of hybrids. However, judges should be aware that poorly grown *Laeliinae*, normally producing larger flowers, should not be included in compact *Laeliinae*.

Species which have been used in breeding compact *Laeliinae*. [see next page]

On the left is *C. walkeriana*, then *C. schilleriana*, *C. coccinea*, *C. luteola*, *C. pumila* and *C. aclandiae*. The first five species have contributed to hybrids in the compact Laeliinae class such as *C. Dendi's Perfection*, *C. Lana Coryell*, *C. Mini Purple* and *C. Elusive Dream*. *C. coccinea*, *luteola* and *pumila* have already been discussed. The use of *C. walkeriana* in this breeding has maintained the compact size of the hybrids and the use of *C. aclandiae* has resulted in hybrids of a red colour such as *C. Dixie Jewels*, *Precious Stones*, and spotted Cattleya such as *C. Gene May*, *Jungle Spots* and *Jungle Elf*. These would be classed also as compact Laeliinae but would be judged bearing in mind the parents used in the breeding process.

be treated the same as Standard Cattleyas. On large flower counts, they will tend to be cluttered but allowances should be given to these plants. They should not be marked down.

**Non-Exhibition Form-** most of these plants are derived from bifoliate parents and will not satisfy the criteria of the Exhibition type. Parents must be taken into consideration when judging these plants.



The images above are of some significant species in this group: *C. amethystoglossa*, *C. guttata*, *C. tigrina* and *C. aclandiae* (though not a cluster, it has been used to produce spots in the progeny)

The flowers shall be symmetrical in form. Sepals are to be even and fit within the other segments to give the flower an overall balanced look. The labellum must complement the overall shape of the flower. These plants with high flower count should not be marked down for being cluttered. Colour must be clear and can be one colour or a combination of colours. There is a wide range of spotted Cattleyas being grown today and they are examples of the Non Exhibition Cluster Cattleyas. A minimum of 8 flowers is necessary but plants with higher flower count should be rewarded accordingly.

## **MAXILLARIINAE**

(*Lycaste*, *Anguloa*, *Bifrenaria*, *Maxillaria* & related Genera) (Charlie McMonagle)

### **Classic *Lycaste virginalis* shape**

The flower should be laterally symmetrical in form, circular in outline, flat or slightly concave and well balanced. Sepals are to be broad and rounded at their distal ends. Furling along the length of the sepal and excessive reflexing at the distal ends and other distortions are undesirable. Minor reflexing at the distal ends of the sepals is acceptable. The angle between the sepals should be approximately 120 degrees. The petals should not obscure the labellum and both should be balanced and complement the flower.

### **Non-Classic Shape**

Knowledge of the parents will still be needed for those with non-standard breeding that will not have the *Lycaste virginalis* form and so be judged on their merits.

### **Anguloa**

Flowers are always cupped, tulip-like. This is not a fault. Flowers should be symmetrical and have firm texture. Colour should be strong and glistening.

### **Angulocaste Hybrids.**

Most hybrids tend to follow the *Lycaste* shape but more concave. Others follow the *Anguloa* shape. Judges should have regard for the parentage when judging hybrids.

### **Bifrenaria**

*Bif. harrisoniae* and *Bif. inodora* are the species most commonly seen in cultivation. Colours vary within both species. The dorsal sepal is generally hooded. This is not a fault. Flowers should have a firm substance. Multiple inflorescences should be expected on mature plants.

### **Maxillaria**

Although the genus is large with several hundred species, few are present in hobby collections. Shapes and colours vary widely with sepals generally more prominent than petals. Plants should be judged using previous awards of the same or similar species. Few hybrids have been registered.



### **HOW IS A COMPACT OR MINI LAELIINAE CLASSIFIED?**

This should be done by looking at 3 aspects: **1** flower size; **2** plant height; and **3** hybrid parentage.

**Mini Laeliinae** can be classified in terms of plant height, commensurate with the parentage of the plant. The width of the flower should be in the order of 60 to 70mm horizontal spread. They should exhibit very good colour inherited from *C.coccinea* and *C.luteola* and other hybrids with these species in their background.

**Compact Laeliinae** can be classified in terms of plant height commensurate with the parentage of the plant. The horizontal spread of the flower can be in the order of 100mm horizontal spread with new advances in breeding.

**Hybrids that do not fit the above guidelines** ( hybrids of *C. milleri*, *lundii*, *crispata*, *longipes*, *liliputana*) should be judged on their merits, according to their parentage.

#### **Cluster Form** (original draft by John Green)

Cluster should be broken into two forms, Exhibition and Non Exhibition. All flowers must be free of blemish.

**Exhibition Form** should satisfy the criteria for Exhibition Cattleyas but with a minimum of 8 flowers. *Guarianthe bowringiana* is a significant parent species in this group. The flowers should be evenly arranged around the inflorescence. Colour to

## MASDEVALLIA

As it is the nature of many *Madevallias* to have only one flower per inflorescence, it is quite acceptable to judge a single flower on a single inflorescence on a small plant, when that is appropriate to the breeding.

### Shape

The flower should be laterally symmetrical in form, flat or slightly concave when viewed from the side and the caudae should preferably be straight and in the same plane. The caudae should be balanced, fresh and of the same length. They may be short, long, thick, thin and straight or curved, according to the parentage. The lower caudae can cross provided this does not cause the flower to reflex or furl. (Distort the flower). The sepals should be in proportion with the flower and equal in size.

With the wide diversity of form in the species of this genus, consideration should be given to the parentage of “non-classic shape” hybrids when assessing their eligibility under this guideline.

### Colour and Texture

Colour should be clear, bright and even. Striping or spotting in a flower must be of clear colour and be distinct. Iridescent, waxy and velvet surfaces are favoured. Indistinct, dull or lifeless colours are considered a fault.

**Size:** Should be within the range of what could be reasonably expected from the hybrid’s parents.

### Stem Habit and Flower Presentation

The flowers should be clear of the foliage. This may be above, below or outside of the plant. The flower should sit straight at the top of the stem. Any staking must be below the ovary.

### Species

Due to the marked diversity of species, both in shape and size, each species should be judged against its type. Uniformity of the flowers should be present.

Multifloral species should have a flower count commensurate with the species and flowers should be evenly spaced along the inflorescence.

## PAPHIOPEDILUM

### Standard Shape

The flower should be laterally symmetrical in form and circular in outline; the general appearance is to be concave, rather than flat or reflexed at the edges. The dorsal sepal is to be rounded, broad and low and fit in neatly at the base. The edge of the dorsal sepal may be neatly waved or goffered.

The ventral sepal, likewise, should be rounded not pointed, narrow or reflexed. It should form a background for the pouch and preferably show a neat margin around and below the pouch. The dorsal and ventral sepals should fit neatly so that, when viewed from the back, the general effect is smooth and round, preferably with the upper part of the ventral sepal folding smoothly over the lower portion of the dorsal sepal.

Petals should be obovate and may slightly taper to their base, their length should be in proportion to that of the sepals. They should be held to conform to the slightly concave form of the rest of the flower, not to reflex and to be carried almost horizontally with neat waving, frilling or fluting not being a defect. The upper and lower halves should be reasonably balanced.

The pouch should be in proportion to the other segments, neat, smooth, rounded and so placed and held (tending towards the perpendicular) that gives conformity and balance to the flower.

### Non-Standard Shape

Knowledge of the parents will still be needed for those with non-standard breeding that will not have the standard form and so be judged on their merits.

A comprehensive document on this genus, written by Les Vickers can be found on the AOC website at

For more detail refer to Les Vickers’ document at:

[http://www.orchidsaustralia.com.au/AOCdownloads/AOC\\_judging\\_paphiopedilum.pdf](http://www.orchidsaustralia.com.au/AOCdownloads/AOC_judging_paphiopedilum.pdf)

## PHALAENOPSIS [Original draft by Beryl Robertson]


### Standard classical types.

A very high standard of hybridizing has been reached in this section, particularly in whites and pinks.


Flowers therefore should be of superior form. They should be zygomorphic and the segments should be broad and rounded. The segments should not reflex or have space between and the flower should be of a basically flat appearance. It is expected that the flowers will have good substance with smooth edges. The overall flower shape should be round and not flat across the bottom. Ribbing across the horizontal petals is undesirable.



*Phalaenopsis Gabriella*  
'Pink Clouds' HCC/AOC



*Phalaenopsis Carmela's*  
Wonder 'Q'lander'  
HCC/AOC



*Phalaenopsis Sunland's*  
Cloud Princess  
'Queenslander' HCC/AOC

The stem should be sufficiently strong to support the inflorescence with minimal staking or tying. An integral feature of this genus is the flower display. There should be a minimum of overlapping or bunching. Secondary inflorescences on mature classical types are to be accepted for judging

The colour which includes white or any combination of colours, stripes or spots should be clear and fresh with the markings and shading evenly distributed and defined.

Flower count should not be less than 10 flowers on a single inflorescence, **including branches if present.** In some instances, the flower count and display may be exceptional. It is important however, to avoid giving an inflorescence high points because of a high flower count. Judges should be reminded that to receive an award the plant must score the relative percentage award points for shape and colour.

Markings, when present, should be pleasing.

## ONCIDIINAE

### Miltoniopsis

The flower shall be laterally symmetrical in form, a well filled oval form is desirable; sepals and petals shall be wide, well overlapped and not unduly pointed or twisted near to the apices. They may be curved back slightly at the tips. The labellum must be in proportion to balance the flower, it should be predominantly large, laterally symmetrical and not too deeply notched. The flower may be scalloped, provided the oval form is not destroyed.

All or nearly all of the flowers on the inflorescence should be open; the inflorescence being judged shall not have less than three (3) flowers fully open.

### Standard Shape Oncidiinae Hybrids

(as expected, for example, from *Oncidium alexandrae* [*Odontoglossum crispum*] etc.).

The flower should be laterally symmetrical, well filled in and approximately circular in form. The sepals and petals should be wide, well overlapped and not unduly pointed or twisted at or near the apices. The flower should have a fairly flat appearance. The lip must be proportionately developed and should be symmetrical with the other segments, it should be fully displayed. The edges of the segments may be serrated or frilled, provided that the rounded form is not destroyed.

A minimum of seven (7) flowers is desirable, with all or nearly all of the flowers on the inflorescence being fully open.

The habit of the inflorescence may be simple or branched, with the flowers well-spaced and well displayed. If branched, there should be no crowding of the flowers.

### Standard (*Gomesa varicosa* [*Oncidium varicosum*]) Shape Hybrids

The flowers of the *Gomesa varicosa* shape hybrids should be laterally symmetrical and in the form of a well filled circle. It is desirable that all segments be in approximately the same plane and free from hooding, furling, reflexing or other distortions. This guideline shall apply only to standard shape hybrids which resemble the *Gomesa varicosa* shape. If they do not they will be judged on their merits.

The inflorescence may be simple or branched, with the flowers evenly arranged and well displayed, without overlapping or crowding. It should carry at least ten (10) fully opened flowers or 66%, whichever is the greater.

### Non -Standard Shape Oncidiinae Hybrids.

Consideration of the parentage must be taken into account when judging hybrids from this sub-tribe, other than those above.

**NON-STANDARD TYPES.**

This section includes species and hybrids of a generally low flower count bred from species such as *Phalaenopsis bellina*, *Phalaenopsis amboinensis*, *Phalaenopsis lueddemanniana* etc. and other species which have multi-branched racemes bearing small flowers bred from species such as *Phalaenopsis lindenii*, *Phalaenopsis equestris* etc.



*Phalaenopsis bellina*  
'Warrigal' HCC/AOC



*Phalaenopsis amboinensis* 'Gloria Jean' AM/AOC



*Phalaenopsis lueddemanniana*



*Phalaenopsis lindenii*  
'Mel's Pride' AM/AOC



*Phalaenopsis equestris*  
'Ruth' AM/AOC

The requirements for shape will depend on the parentage of the particular hybrid but colour standards as outlined in the classical types should apply.

**Vandaceous (including *Vanda*, *Aerides*, *Arachnis*, *Papilionanthe*, *Renanthera*, *Rhynchostylis*, *Vandopsis* and intergenerics between them**

[Original draft written by Marion Davey]

**OUTLINE:** This group of orchids has been the object of considerable recent research, resulting in a great many name changes that have simplified the once complex series of intergeneric types.

One of the most significant changes was the removing of *Ascocentrum* as a genus and incorporating it within *Vanda*. Therefore, all old *Ascocenda* plants are now *Vanda*. There are many similar changes.

**STANDARD SHAPE:** When judging standard shape Vandaeae, it is essential to have a good knowledge of the various species that have been used to produce the many different complex hybrids. Four species have been of particular importance



*V. sanderiana*

*V. coerulea*

*V. garayi*



*V. curvifolia*

*Vanda curvifolia* (at left) has been used to produce small compact flat flowers of orange and red. *Vanda sanderiana* has been used to produce hybrids with the desired rounded shape. *Vanda coerulea* has been extensively used to provide blue colour and tessellations. *Vanda miniata* has been used to provide large numbers of compact flowers and orange/yellow colour

Other species have naturally contributed other features such as: Particular colours, Extra floriferousness, Fragrance.

Key features of importance when judging:

**Shape:** [Unless the contributing species confound these ideals]. The ideal is usually for a rounded flower, as flat as possible, 'filled in', no furling or reflexing of the floral segments.

Sepals should be broad and rounded forming an approximate equilateral triangle [in proportions].

Dorsal sepal should be as nearly equal to the lateral sepals as possible

Petals should be broad and rounded and as nearly equal to the dorsal sepal as possible, filling in the gap between the sepals.

The labellum should be harmonious with the rest of the flower in size and shape.

For a hybrid, the size of the flower should be equal to or greater than that of the parents if the parents have similar characteristics. This statement will be tempered where the plants influenced by the former *Ascocentrum* are hybridised with larger flowering *Vandae*.

**Colour:** Should be definite, clear and glistening, not mottled or muddy. Any spots, patches or tessellations should be well defined and not blurred. Coloured venation should be definite and distinctive, with regular lines and patterns.

**Arrangement:** Flowers should be evenly spaced along the stem, neither too clustered nor too spaced out. The flowers should emerge from the leaves.

The inflorescence should be erect or gracefully arched, according to the parental background. The number of flowers should reflect the parents/breeding.

*The general form of the flower is towards roundness, fullness and flatness*

Particular faults include:

a. Gaps at the base of the floral segments ['windows'] due to too narrow sepal and petal segments

Plants in this section can include bright almost glowing red flowers with a surface that appears lacquered and may have short stems. Here again personal preference for colour must not influence judgement.



*Phalaenopsis* Tying Shin  
Miracle 'Gi Gi' AM/AOC



*Phalaenopsis* Dendi's Art  
'Sienna' HCC/AOC



*Phalaenopsis* Ming-  
Hsing Yellow Boy  
'Warrigal' HCC/AOC

Flower numbers should be commensurate with the parentage. It is therefore important that judges familiarise themselves with *Phalaenopsis* species and recognise the contribution of these species in terms of colour, form, size and floriferousness. The normal judging criteria should be used to determine whether these hybrids represent an advancement.

Previous benchmarks should always be referred to in this regard.

b. Petals folding forwards ['aeroplaning']. A particular fault in flowers descended from *V. coerulea*.

c. Base of the lateral sepals being too flat rather than rounded ['flat bottom'] giving a triangular shaped flower. [as opposed to proportions]

d. Inflorescence compressed [bunched flowers] or elongated [flowers too scattered]

e. Peduncle too short so flowers open within the foliage

f. Inflorescence too weak to display flowers well

g. Very large flowers, often with *V. sanderiana* in the breeding, have such excessive furling of the lateral petals that they hold water.

h. *V. sanderiana* hybrids often have muddy colours and 'bleaching' at the edges of the floral segments.

i. Severe reflexing, common with *V. curvifolia* hybrids

j. Excessive cupping of flowers

k. Pedicels too long giving rise to 'nodding' flowers

#### **NON STANDARD SHAPE [OF PARTICULAR RELEVANCE IN NORTHERN AUSTRALIA]**

This group of plants typically has flowers that differ in shape and flower count from the 'ideal', due to the use of different and very varied parents in the breeding. These different parents have been included to include such desirable features as new colour combinations, fragrance, or patterns on the tepals.

It is important that parentage is understood or the flowers may be dismissed as having major faults such as 'windows'

**Shape:** they tend to be smaller, more open and have twisted segments

*Aerides* usually contributes a very prominent labellum, fragrance and a nectar spur  
*Arachnis* usually contributes long narrow sepals and petals. *Papilionanthe* usually contributes a pleasing rounded shape to the flower. *Renanthera* usually contributes red coloration and long, club shaped lateral sepals. *Rhynchostylis* usually contributes fragrance, a prominent labellum and a high flower count of small flowers. If a parent is *Rhy. gigantea*, the inflorescence is expected to be arching. If the parent is *Rhy. coelestis*, the inflorescence is likely to be upright. *Vandopsis* usually contributes towards large flowers with yellow coloration and dark spots.

#### **Common intergenerics in the tropics include:**



*Aeridachnis* = *Aerdns*. [*Aerides* x *Arachnis*]

Image from Orkidland – unknown photographer.  
*Aerdns*. Bogor. This primary hybrid has petals and sepals much smaller than the *Arachnis* parent but retains the characteristic *Aerides* labellum.

*Aeridovanda* = *Aerdv*. [*Aerides* x *Vanda*]

*Aerdv*. Memoria Lilian Arnold 'HB'

Good *Vanda* flower shape with the prominent *Aerides* labellum



*Arachnostylis* = *Arnst*.  
[*Arachnis* x *Rhynchostylis*]  
*Arnst*. Chorchalood 'Deanne'

This flower most commonly reflects the shape of the *Arachnis* parent but their reduced size is due to the influence of the *Rhynchostylis* parent.



*Aranda* = *Aranda* [*Arachnis* x *Vanda*]  
*Aranda* Chao Praya Sunrise



Initially, this may look like a poor quality *Vanda* until the effect of the *Arachnis* breeding is considered. The colour is likely to be due to the influence of *Vanda denisoniana* in the breeding

*Aranthera* = *Arnth.* [*Arachnis* x *Renanthera*]

*Aranthera* Neptune (2<sup>nd</sup> image) showing clearly the interaction of the 2 parents. The overall arrangement of the floral segments is taken from the *Arachnis* parent but the club shaped lateral sepals are all *Renanthera*.



*Perreiraara* = *Prra.* [*Aerides* x *Rhynchostylis* x *Vanda*]

*Prra.* Bangkok Sunset 'Mr Mu' (3<sup>rd</sup> image)

The upright inflorescence reflects the *Rhynchostylis* parent, the oversize labellum and colour reflects the *Aerides* and *Vanda* parents.



*Papilionanda* = *Pda.* [*Papilionanthe* x *Vanda*]

Left. *Pda.* Memoria Barbara Swan 'Edna Dawn' (middle above)

Right. *Pda.* Nicholas Keith 'Newk'

These 2 flowers show the great diversity within this genus with very different basic shapes – one a conventional 'filled in' appearance but the other having what appears to be a poor shape until the breeding is examined, with *V. tessellata* in the background.

**Flower count:** it is essential to reference the parents before making assumptions about floriferousness e.g. descendants of *V. dearei* and *V. insignis* tend to have low flower counts whereas those from *V. coeruleascens*, *V. lilacina*, *V. lamellata* may have 30 or more flowers.

**Colour:** Three species have been particularly used in breeding to impart desirable colours and substance:

Just because a *Vanda* has twisted tepals, don't assume that it is a non-standard and the appearance is therefore due to breeding without checking - it may just be a poor quality plant from conventional breeding.



*V dearei*– yellow colour



*V. tricolor* – White with red spots



*V. luzonica* – White splashed with pink

#### INTERGENERIC VANDEAE

There are a great many Intergeneric Vandaceous orchids, and, as usual, knowledge of the parents is required in order to evaluate the quality of the flowers. The following commonly grown plants have also been reclassified and this affects the names of intergenerics.

*V. teres* and *V. hookeriana* are now *Ple. teres* and *Ple hookeriana* (*Papilionanthe*)

*Aerides flabellata* is now *V. flabellata*

*Christensonia vietnamica* is now *V. vietnamica*

*Neofinetia falcata* is now *V. falcata*


The most commonly used genera in the breeding of Intergenerics are:

*Aerides*, *Arachnis*, *Papilionanthe*, *Renanthera*, *Rhynchostylis*, *Vandopsis*





*Renantanda* = *Rntda.* [*Renanthera x Vanda*]  
*Rntda.* Hew Mun 'Korat's Best'. The overall shape of this flower, and its colour, are both due to the *Renanthera* parent. All that *V. denisoniana* seems to have contributed is to reduce the size of the floral segments.



*Rhynchorides* = *Rhrds.* [*Rhynchosytilis x Aerides*]  
*Rhrds.* Memoria Suranaree 'Flamingo'  
 This primary hybrid much more closely resembles the *Rhynchosytilis* parent, complete with the upright inflorescence.



*Vandachostytilis* = *Van.* [*Rhynchosytilis x Vanda*]

*Van.* Ispbell's Burnished Gold 'Duff'. This flower most closely resembles the *Vanda* parent but the *Rhynchosytilis* contribution sees the larger labellum and the colour contrasts.

One difficulty arises when assessing Vandae orchids containing the old *Neofinetia falcata* [which is now *V. falcata* and therefore not necessarily an Intergeneric Hybrid]]. This particular orchid confers several apparent faults in its progeny, the most important of which is a tendency to have bunched flowers which hardly emerge from the foliage and have poor arrangement.

## COMMON FAULTS WITH INTERGENERIC

### 1. RHYNCHOSTYLIS PREDOMINANT

- a. Peduncle too short and flowers in the foliage
- b. Flowers bunched or too spaced out
- c. Excessive cupping and/or furling
- d. 'windows'
- e. Narrow petals leading to triangular flowers
- f. Pedicels too long resulting in nodding flowers
- g. Lack of flowers in *Rhy. coelestis* hybrids
- h. *Rhy. coelestis* hybrids should have upright inflorescences
- i. *Rhy. gigantea* and *Rhy. retusa* hybrids may have arching inflorescences

### 2. AERIDES PREDOMINANT

- a. Peduncle too short and flowers in the foliage
- b. Flowers bunched or too spaced out
- c. Excessive cupping and/or furling
- d. 'windows'
- e. Narrow petals leading to triangular flowers
- f. Pedicels too long resulting in nodding flowers
- g. Inflorescences should be strong enough to hold flowers either upright or arched

### 3. ARACHNIS PREDOMINANT

- a. Peduncle too short and flowers in the foliage
- b. Flowers bunched or too spaced out
- c. Excessive cupping and/or furling

- d. 'windows'
- e. Tessellations and veining not clearly defined
- f. 'aeroplaning' of petals.

**FLOWER COUNT AND SIZE FOR VANDACEOUS HYBRIDS**

As a generalisation, the fewer the flowers, the larger they should be. Guidelines for the inflorescence being judged are:

FLOWER COUNT	MINIMUM SPREAD(mm)	GOOD SPREAD(mm)	EXCELLENT SPREAD(mm)
10	65	100	125
20	25	60	95
30	20	35	70

Knowledge of parents is important. *V. dearei* and *V. insignis* commonly confer low flower counts on their progeny: *V. lamellata*, *V. lilacina* and *V. coeruleascens* can carry in excess of 30 flowers per inflorescence.

Do not judge solely on appearance. Check the breeding.



Left: *Vanda falcata* 'Robyn' [Characteristic appearance]

Right *Vandachostylis* Lou Sneary 'Bluebird'

This plant may look unassuming but it has the upright inflorescence of its *Rhy. coelestis* parent, along with the coloration but has comparatively bunched, messy flowers from its *V. falcata* parent

N.B. The following "well known intergenerics" are no longer valid

<i>Aeridocentrum</i>	is now	<i>Aeridovanda</i>
<i>Ascocenda</i>	is now	<i>Vanda</i>
<i>Ascofinetia</i>	is now	<i>Vanda</i>
<i>Christieara</i> *	is now	<i>Aeridovanda</i>
<i>Darwinara</i>	is now	<i>Vanda</i>
<i>Kagawaara</i>	is now	<i>Renantanda</i>
<i>Mokara</i>	is now	<i>Aranda</i>
<i>Nakamotoara</i>	is now	<i>Vanda</i>
<i>Neostylis</i>	is now	<i>Vandachostylis</i>
<i>Rhynchocentrum</i>	is now	<i>Vandachostylis</i>
<i>Vascostylis</i>	is now	<i>Vandachostylis</i>

\*usually but will need precise examination of parentage e.g If "*Aerides flabellata*" is the parent, the genus will be *Vanda*

**BULBOPHYLLUM** [Original draft by Flora Moloney]

This genus has 2500 species. Many genera which have, in the past, been listed as members have been revised as *Bulbophyllum*. [*Genyorchis* is one of the few remaining] *Bulbophyllums* are defined by having a mobile labellum. Colours should be clear, bold and distinct. Markings should be sharp and consistent throughout. A single flower, as in *Bulb. unitibum* below should be of excellent form and substance, while in multi-flowered *Bulbophyllums*, the flowers should be uniform as in *Bulb. morphologorum*. Feathers, lures and tassels should be equal, striking and with uniformity of feathers as in *Bulb. Fascination*.



*Bulb. unitibum*



*Bulb. crassipes*



*Bulb. Fascination*



The hairs should be even in *Bulbophyllums* like *Bulb. medusae*. (at left) Small flowers should not be condemned if they are of excellent form and substance.

The flowers of *Bulb. rothschildianum* have a shape that is standard for this part of the genus, a pointed and hooded dorsal sepal, immense lateral sepals that wrap around to the front of the flower to form a large, skirt-like structure, small petals, and a small but prominently coloured labellum. The main parts of the flower are covered with very minute, glossy granules, giving the flower a finely beaded appearance under magnification 53



*Bulb. longiflorum*



*Bulb. grandiflorum* 'Eric'

To measure Parrot Beak shaped *Bulbophyllum* like *Bulb. grandiflorum*, measure from the ovary forward over the top to the apex. Repeat this in the horizontal plane. Measure natural spread (horizontal and vertical) without touching the flower. Individual parts may be flattened as much as possible without hurting the flower. Otherwise, follow the contours to get actual length and width. These unique orchids may exude foul odours but these should not detract from its quality.

**SOME MORE SPECIES**



*Bulb. treschii*;



*Bulb. enchinolabium*;



*Bulb. congollanum*

## Catasetinae

Author: Jeff Glover

*Catasetinae* is a sub-tribe within the tribe *Cymbidieae* and contains 8 genera. Species, and inter and intra generic hybrids of *Catasetum*, *Cynoches*, *Clowesia* and *Mormodes* are the most likely to be encountered by Australian Orchid Council judges.

Plants bearing male flowers predominate, however it is possible for an inflorescence to bear male, female and/or hermaphroditic flowers on the one inflorescence. Such flowerings should not be disqualified.

*Catasetum* (*Ctsm.*) is numerically the largest genus of the group with approximately 100 species and hence is the most used in hybridization. Its species contain the largest flowers of the genera and have been widely used both inter and intra generically. The main species to be seen are *Ctsm. pileatum*, *expansum*, *fimbriatum* and *tenebrosum*. These species especially *Ctsm. pileatum* and *expansum* are used to impart 'size' to their offspring while *fimbriatum* will produce 'frilly lip features' and *tenebrosum* dark coloured progeny.



*Male Catasetum Flower*

This genus is morphologically distinct in that it has both male and female flowers and rarely hermaphroditic flowers (stamens and pistils in one flower). These can be seen in various combinations. Female flowers lack the colour of male flowers and are quite different in form from male flowers, having a 'helmeted' appearance. Inflorescences presented for judging should be exclusively comprised of male flowers and while a low flower count of female flowers in proportion to male would still allow judging, an excessive proportion would serve no logical purpose under the guidelines.

Moreover, female flowers are considered rare and too valuable for hybridization to risk damage, therefore they are highly unlikely to be presented for judging. They are all helmet shaped and are not particularly distinguishable.

Umbel shaped flowers should be uniform with equal spacing and Palea erect as in *Bulb. longiflorum*; some twisting in the tails is acceptable but only a small amount. Faults in *Bulb. lobbii* include pinching at the base of dorsal sepal and petals swept back too far. These traits can be passed to the offspring



*Bulb. rothschildianum*



Umbel shaped *Bulb. Daisy Chain*




The image to the left of *Bulb. lobbii* 'Murph' FCC-ACE/AOC is a good example of the base of dorsal sepal the same width as the rest of the segment and the petals curving slightly forward.

In umbel/cirrhopetalous type *Bulbophyllums* the lateral sepals may be joined. Hybrids containing *Bulb. bicolor* will almost always have separated lateral sepals and this is not a fault, but with, for example, *Bulb. frostii* as a parent, lateral sepals should be joined.

Flowers should be symmetrical about the midline. Cupping is common and less desirable. Petals and sepals are frequently folded, twisted or recurved (folded backwards), consistent with their genetic background.

The major aspect in relation to the AOC Rules for Uniform Award Judging to consider for this genus is their very short flowering time and what effect this has on the 'entirety' of the inflorescence. Primarily, judges can be faced with the situation of the first flowers 'folding' as the last flowers are opening. In addition, the species of this genera are prone to the easy triggering of the pollinarium, by disturbance to the 'antennae' or 'bristle-like' pollinating mechanism which protrudes from the 'column' above the labellum on male flowers. Once this is expelled it leads to the quick collapse of the flower. Therefore, as the species of this genus are not successive flowering, flowers exhibiting these conditions when presented for awarding and show- benched, must be considered as faulty with reference to 'The Rules for Uniform Award Judging Guidelines' (Refer Rule 2). Under the Guidelines, plants exhibiting these features also present obvious problems if a plant is presented for an award for recognition of superior plant culture.



Female *Catasetum* Flowers

However, if flowers are intact and fresh, the '2/3 rule' should apply as many successfully awarded species, intra and inter generic plants, have a combination of buds and flowers. For a plant to present without these problems is a timely feat by the grower and while there is no allowance for this in the guidelines, regardless, **the plant should be treated positively when assessed.**

In addition, it is the habit of the genus to flower in autumn and early winter, then drop its leaves and then enter into dormancy. As a result, judges can be presented with plants in flower yet devoid of leaves or partially foliated. This should **not** be regarded as a detraction when being assessed for awards or when show-benched.

**Note: 1** While being semi-deciduous plants; some however, have been known to keep their leaves through winter in Northern Australia.


*Cycnoches* (*Cyc.*) (Swan Orchids) species in recent times have been widely hybridized both intra and inter generically. While they do have a longer flowering period than *Catasetum*, when compared with most other popularly cultivated orchids it is still relatively short. Inter and intra generic hybrids of *Cycnoches* also have longer flowering periods than *Catasetum* species and intra generic hybrids. However, the issues with 'entire racemes', as noted above, with *Catasetum*, is not quite as problematic. Similar to *Catasetum* the species have unisexual flowers (male and female) and can be found in combinations on a single inflorescence, yet they do not have hermaphroditic flowers which although rare can occur in *Catasetum* as also noted above

*Mormodes* (*Morm.*) (Goblin Orchids) consists of 70 species, they are not commonly seen in Australia and have a reputation of being difficult to grow. However, intergeneric hybrids such as, *Cynodes* (*Cycd.*) (*Cycnoches x Mormodes*) are more likely to be encountered with species such as *Morm. badia*, *sinuata* and *vinacea* being the dominant species used in plants currently seen in Australia. Similarly, *Mormodes* species are found in more complex hybrids such as *Fredclarkeara* (*Fdka.*) and *Monnieriana* (*Monn.*). The flowers of these species are quite unique in that the lip is twisted to the side and are very 'open' in their structure. As a result, the main use of *Mormodes* species is to impart the wide colour range to its progeny especially, to gain the dark colours seen in some *Fredclarkeara* and *Monnieriana* hybrids.

Species can have both highly fragrant unisex and perfect flowers (both male and female segments) produced on upright racemes differing from species of the genera discussed above which in the main produce flowers borne on pendulous racemes.



At left:  
A *Cynodes*  
(*Cycnoches x Mormodes*) hybrid



At right:  
A *Fredclarkeara* hybrid

The Principal Criteria in Judging for **Quality Awards** as outlined in the AOC Judging Guidelines should be applied for the judging of these genera, as explained further in the Basic Criteria of judging while taking into account the specific anomalies as noted above, for example, male and female flower difference. In addition, many plants encountered will be species, or primary hybrids, hence judging for quality should focus on superiority, that is:

- A. Is the plant superior in any way to other cultivars of its kind?
- B. Is it outstanding irrespective of its intrinsic appeal?
- C. Allowances should be made for **Show Bench** judging regarding intrinsic appeal.

\*\* In all *Catasetinae*, any small deformities should not cause disqualification but cause a downgrade of any possible award.

## Common Genus and Inter- Generic Abbreviations.

**Catasetum = Ctsm.**

*Catamodes Ctmcs.* = *Catasetum x Mormodes*

*Catanoches Ctnchs.* = *Catasetum x Cycnoches*

**Clowesia = Cl.**

*Clowestum Clo.* = *Clowesia x Catasetum*

*Clowmodes Cd* = *Clowestum x Mormodes*

*Clownoches Clw* = *Clownoches*

**Cycnoches = Cyc.**

*Cycnodes. Cycd.* = *Cycnoches x Mormodes*

**Mormodes = Morm.**

*Mormodia Mo* = *Mormodes x Clowesia*

**More complex hybrids**

*Monnierara = Monn.* = *Catasetum X Cycnoches x Mormodes*

*Fredclarkeara = Fdk.* *Clowesia x Mormodes x Ctsm*

## GUIDELINES FOR JUDGING SPECIES ORCHIDS

Peter Adams

These guidelines apply generally to all species including those which are covered in guidelines for specific genera.

Species can be very variable in their characteristics within each species. Many do not follow the classic features generally expected of hybrids, such as classic shape, large size, zygomorphism and direct presentation of flowers to the viewer.

Species cannot be assessed in a classical approach, where round filled in shapes, large size, vibrant colours are considered to be superior. They are considered for what they are, and are assessed bearing in mind their natural characteristics, comparing them with the known optimal or best expected for the particular species. The exhibit should ideally convey the best representation of the species, with outstanding examples clearly superior to competitors. Awarded species should be as good or better in quality than previous awards where these exist.

A knowledge of the particular species and its variation is essential for judging, particularly award judging. If there is little knowledge of the range of the species, the literature should be consulted so that judges can make informed decisions. If there is little in the literature, be conservative when giving awards initially. If judges feel they do not have adequate knowledge they should educate themselves prior to judging the plant, or elect to not participate in this part of judging.


Of particular interest with regard to their structure is the similarity of the column in both male and female flowers. The 'swan neck' structure is still retained although it is shorter and contains the stigmatic structure rather than the pollinarium. Overall, Cycnoches do have similar characteristics in their structure, form and growth habit to Catasetum and while they may not be as apparent, for example, the pollination triggering mechanism on male flowers is not as large, and there is not as stark a difference between male and female flowers, they should be treated similarly when assessed.

Dominant species and their intra and inter generic hybrids likely to be encountered by AOC judges are *Cycnoches cooperi*, *chlorochilon*, *herrenhusanum*, *haagii*, *pentadactylon*, and *warszewiczii*.

**Clowesia (Cl.)** This genus consists of seven species and had been previously combined with Catasetum. In the professional world of botany and taxonomy, in some cases, its species are still considered members of *Catasetum*. However, for judging purposes and overall knowledge of the characteristics of all members of *Catasetinae* it is best to stay with the current alignment of it being a separate genus. The most apparent factor to alert judges of the presence of *Clowesia* in an inter or intra generic hybrid is floriferousness. Species such as *Cl. rosea*, *warczewitzii* and *russelliana* and their intra and intergeneric hybrids are most likely to be encountered by AOC judges. In general, they have smaller flowers which unlike the previous genera, *Catasetum* and *Cycnoches* have 'perfect flowers' containing both male and female segments in a fused column. By having smaller flowers and reciprocally a larger flower count, the main use of these species with breeding is to impart their floriferousness to their progeny.



**Cycnoches hybrid showing male and female flowers**



**A Clowesia hybrid**

Comparisons between species that are very different is challenging, but using the basic criteria interpreted for each species should allow comparisons with other species and hybrids, and pointing up for award judging.

The exhibit should be of sufficient size and maturity and condition to demonstrate its best qualities.

Optimal floriferousness over the whole plant is desirable, compared with the same species.

## **GUIDELINES FOR JUDGING AUSTRALIAN TERRESTRIAL ORCHIDS**

### **Peter Adams**

Australian terrestrials separate into several groups. The northern, large, mainly evergreen terrestrials such as *Phaius*, *Calanthe* and *Spathoglottis* are assessed on general principles as for other species and hybrids.

A good knowledge of the natural habit and flowering, variation and optimums for species commonly exhibited is essential.

Species that grow seasonally and have underground storage mechanisms such as tubers can generally be considered in two groups that require different judging approaches.

#### (a) Colonial terrestrials

These species form colonies and increase by forming new tubers, or to a much lesser extent by seed. The main example is *Pterostylis*. These can be grown as a pot full of plants with the same appearance.

When all individuals are of similar appearance they may be judged as a pot exhibit, with the average quality of the flowers considered. If individual plants are clearly dissimilar the exhibit loses points.

Depending on the species there may or may not be leaves. Leaves, if present, should be fresh and unmarked, unless it is the natural habit to flower when leaves are declining or absent eg. *Pterostylis rufa* group. Stems should be erect and not twisted or angled, and flower heights should be similar. Parts of each flower should be fresh and not shrivelled. Floriferousness is assessed by how many of the tubers are flowering, and how many flowers are in the container.

#### Flower Habit and Flower Count

Floriferousness should be commensurate with a reasonable standard given the parentage. Sequentially flowering *Phragmipediums* can bear a single flower or multiple flowers simultaneously and can be judged bearing a single flower. When judging for cultural awards, multiple inflorescences and flowers are desirable.

Multi-floral *Phragmipediums* can bear anywhere from 2-6 flowers. Multi-floral *Phragmipedium* flowers may not open simultaneously but will display an inflorescence of fully open flowers and should have one half to two thirds of their flowers open.

Hybrids made with parents of differing flower habits are common. Because the attributes of one parent or the other can manifest itself to varying degrees, the judge must be flexible and observe which flower habit dominates. In these instances, a single flower would not be considered a fault and as such, could be judged.

### **Judging Standards for the Subtribe Coelogyinae**

A revision of the Subtribe in 2021 transferred the genera *Bracisepalum*, *Bulleyia*, *Chelonistele*, *Dendrochilum*, *Dickasonia*, *Entomophobia*, *Geesinkorchis*, *Gynoglottis*, *Ischnogyne*, *Nabaluaia*, *Neogyna*, *Otochilus*, *Panisea* and *Pholidota* into the genus *Coelogyne*. Other genera in the Subtribe *Coelogyinae* include the following: *Aglossorhyncha*, *Bletilla*, *Dilochia*, *Glomera*, *Pleione*, *Thunia*.

#### **Judging the sub-set previously described as Coelogyne**

Judging species and their hybrids requires application of the same Principal and Basic Criteria that apply to the judging of all orchid species and hybrids.

#### The Exhibit:

Due to the marked diversity of species, both in shape and size, each species should be judged against its type. Uniformity of the flowers should be present. The flowers should be fresh and not stale and papery. The exhibit should carry a good floral display in proportion to its size. Credit should be given for clones carrying more flowers on the inflorescence than is considered average for the species being judged. If it is the habit of the species to open progressively along the inflorescence, then only fresh and open flowers are to be judged.

The exhibit should ideally convey the best representation of the species, with outstanding examples and be clearly superior to competitors. Awarded species should be as good or better in quality than previous awards where these exist. The exhibit should be of sufficient size and maturity and condition to demonstrate its best qualities. Optimal floriferousness

over the whole plant is desirable, compared with the same species. Due to their small size

or the small size of their flowers, the full range of judging criteria is difficult or impossible to apply to many species. Recognized awards of horticultural quality (FCC, AM, HCC) may be inappropriate because of the difficulty of application of the standards. Nevertheless, recognition of any quality in these species is essential. For these species the criteria for judging by appreciation should be applied. The plant should carry a floral display commensurate with its size. It is to be judged for both display and flower quality.

Inflorescences should be erect, gracefully arching, or pendulous, according to their ancestral kind, with the flowers well-spaced and well displayed. *Coelogyne* species can be separated by their flowering habits. Members of section Longifoliae bear a continually flowering inflorescence, which can bear blooms over an extended period. Usually there are only one or two flowers open at any one time. Species in this section include: *Coelogyne alvinlokii*, *C. anceps*, *C. bilamellata*, *C. borneensis*, *C. brachygyne*, *C. candoonensis*, *C. compressicaulis*, *C. contractipetala*, *C. cuprea*, *C. dulitensis*, *C. elmeri*, *C. endertii*, *C. fuerstenbergiana*, *C. integra*, *C. kinabaluensis*, *C. longifolia*, *C. longirachis*, *C. malintangensis*, *C. motleyi*, *C. planiscapa*, *C. prasina*, *C. quinquelamellata*, *C. radicata*, *C. remediosae*, *C. rubrolanata*, *C. steenisii*, *C. stenobulbon*, *C. stenochila*, *C. stipitibulbum*, *C. sulcata*, *C. tenompokensis*, *C. trilobulata*, *C. tumida*. Members of section Moniliformes have a similar flowering habit but there are more flowers open at the same time. Species in this section include: *Coelogyne chanii*, *C. crassiloba*, *C. gibbifera*, *C. harana*, *C. incrassata*, *C. kelamensis*, *C. longpasiaensis*, *C. monilirachis*, *C. naja*, *C. renae*, *C. tenuis*, *C. vermicularis*. Members of section Speciosae bear pendulous inflorescences in which the flowers usually face downwards. This is not a fault but the habit of the species in this section. Flowers in this section are usually over 5 cm across the widest point, usually the lateral sepals. Some of the species in this section also have petals that reflex. This is not a fault but the habit of the species in this section. Species in this section include: *Coelogyne beccarii*, *C. caloglossa*, *C. carinata*, *C. celebensis*, *C. concinna*, *C. formosa*, *C. fragrans*, *C. guamensis*, *C. lycastoides*, *C. macdonaldii*, *C. rumphii*, *C. salmonicolor*, *C. sarasinorum*, *C. septemcostata*, *C. speciosa*, *C. speciosa subsp. fimbriata*, *C. speciosa subsp. incarnata*, *C. susanae*, *C. tiomanensis*, *C. tommii*, *C. usitata*, *C. xyrekes*. Other sections bear flowers which all open at the one time

Hybrids masquerading as species:

There are two *Coelogyne* hybrids, which are frequently benched as species:

- *Coelogyne* Burfordiense (*Coelogyne asperata* x *Coelogyne pandurata*), which is benched as *Coelogyne pandurata* and
- *Coelogyne* Unchained Melody (*Coelogyne cristata* x *Coelogyne flaccida*) which is benched as *Coelogyne intermedia*.

## (b) Non-colonial

These species increase by seed production, and do not usually form dense colonies. Examples are *Caladenia* and *Thelymitra*. The seedling plants are often genetically different and may look dissimilar. They are usually not dense in a pot.

These may be judged as a pot exhibit by using basic criteria, allowing for some natural dissimilarity, with an overall assessment of shape, colour, presentation texture and substance. Size and floriferousness may not contribute greatly to the assessment, but if these are outstanding, the exhibit is rated more highly. Leaves may be present or not, and in a fresh or declining state, depending on the species. If it is natural for the species to have declining leaves at flowering time, there is no penalty.

This approach to terrestrial judging clarifies previous confusion about whether each flower has to be judged individually, and meant that the pots could not be judged as exhibits. It did not encourage showing groups of plants in pots, including large specimen pots for exhibition, which is natural for the large number of Australian terrestrials that make up the majority of Australian orchid species.

## PHRAGMIPEDIUM

The genus *Phragmipedium* has many diverse forms and flowering habits which make it difficult to formulate a single standard which can be used for *phragmipedium* judging. Knowledge of the characteristics including shape, size, flower count and flowering habit of the species and what these contribute to the hybrids is crucial to the proper judging of the genus.

### **Phragmipedium Standards**

Condition – Flowers should be fresh and in good condition with no browning on segment edges or petal tips.

General Shape – Flowers should generally be bilaterally symmetrical. However, those hybrids utilizing species with a drooping dorsal sepal and irregularly twisting petals will be less symmetrical bilaterally. This should not be considered to be a fault.

The dorsal sepals may be upright, symmetrical, and generally flat to slightly cupped, arched or drooping and rippled.

Petals – Depending on the species in the background the petals should be horizontal or nearly so and should be relatively broad and flat or range from relatively flat and held slightly below the horizontal to very long and twisted. Regardless of specific petal characteristics, petals of all types should be well-held, in good condition (not browning or drying on the ends or edges) and allowing for the natural asymmetry found in the twisted petals should contribute to the overall balance and symmetry of the flower.



### Judging the sub-set previously described as *Dendrochilum*

Judging species and hybrids in this group requires application of the same Principal and Basic Criteria that apply to the judging of all orchid species and hybrids. In this group, there are over 264 epiphytes, lithophytes or occasionally terrestrials found in low to upper elevation hill and montane rain forests from Myanmar to New Guinea with the centre of diversity in the Philippines and Indonesia (Sumatra and Borneo). Although these plants are more characteristic of lower montane forests they occur in habitats as diverse as coastal mangroves and windswept subalpine rock faces. Unfortunately, only a small number of species, mostly from the Philippines, are familiar in cultivation.

These plants often look more like a grass than an orchid! The several wiry, at first erect then becoming arching to pendent, inflorescences have showy and often very fragrant, star like, thinly textured, long lasting, small flowers that are arranged on crowded chains in two distinct rows. Flower colour is variable between and within species.

#### The Exhibit

Due to the marked diversity of species, both in shape and size, each species should be judged against its type. Uniformity of the flowers should be present. The flowers should be fresh and not stale and papery. The exhibit should carry a good floral display in proportion to its size. Credit should be given for clones carrying more flowers on the inflorescence than is considered average for the species being judged. If it is the habit of the species to open progressively along the inflorescence, then only fresh and open flowers are to be judged.

The exhibit should ideally convey the best representation of the species, with outstanding examples and be clearly superior to competitors. Awarded species should be as good or better in quality than previous awards where these exist. The exhibit should be of sufficient size and maturity and condition to demonstrate its best qualities. Optimal floriferousness over the whole plant is desirable, compared with the same species. 65 Due to their small size or the small size of their flowers, the full range of judging criteria is difficult or impossible to apply to many species. Recognized awards of horticultural quality (FCC, AM, HCC) may be inappropriate because of the difficulty of application of the standards. Nevertheless, recognition of any quality in these species is essential. For these species the criteria for judging by appreciation should be applied. The plant should carry a floral display commensurate with its size. It is to be judged for both display and flower quality.

Inflorescences should be erect, gracefully arching, or pendulous, according to their ancestral kind, with the flowers well-spaced and well displayed. Flower quality should also consider how well the flowers are opened and presented, plus the width of the segments and their presentation.

### ORCHIDS NOT FITTING THE GUIDELINES

Where the judges consider the Guideline for standard shape hybrids of the genus/group cannot be applied to the plant, it should be judged on its merits, taking into account the parentage.

The quality in a hybrid or line-bred species should be an improvement on at least one of its parents.

#### CITATION OF AWARDS

1. All awards should be abbreviated, in capital letters and without full stops.  
e.g. FCC, AM, HCC, AD etc.
2. The name of the awarding authority should be abbreviated, in capital letters and without full stops.  
e.g. AOC Australian Orchid Council
3. A slash mark should separate the award from the awarding authority, with the award appearing first:  
e.g. AM/AOC CBM/AOC ACE/AOC
4. In the event of two awards, it is recommended that they be linked with a hyphen. The quality award is to be written first.  
e.g. AM-AD/AOC HCC-ACC/AOC
5. AOC awards granted prior to 1999 required a state award as a prerequisite. The two awarding bodies are linked by a hyphen.  
e.g. *Coelogyne* Jannine Banks 'Snow White' HCC/AOC-NSW 1994  
If awarded after 1999, it would have been  
*Coelogyne* Jannine Banks 'Snow White' HCC/AOC 2010  
All AOC awards subsequent to 1999 are AOC Awards only.  
C. Mango Spice 'Orange Orb' HCC/AOC 2002
6. Whenever an award is published, it should be accompanied by the year in which the award was granted, as in the examples above.

## NOMENCLATURE

The Australian Orchid Council urges standardisation of nomenclature in accordance with international rules. Species are to be found in Plants of the World Online <https://powo.science.kew.org/> and hybrids in the The International Orchid Register found at <https://apps.rhs.org.uk/horticulturaldatabase/orchidregister/orchidregister.asp> Nomenclature Rules are to be found on the RHS website.

The theoretical judging examinations should include questions which gauge a candidate's knowledge of nomenclature.

### CORRECT WRITING OF ORCHID NAMES

#### Species and their variants

Each species has a **generic name** or first term, e.g. *Masdevallia*, also a **specific epithet** or second term e.g. *coccinea*.

The two terms combine to form the specific name of the species: *Masdevallia coccinea*.

When written they are **always** in *italics* or underlined. The generic name always begins with a Capital letter but the specific epithet is written with a small first letter - even when it is derived from a personal name e.g. *sanderæ*.

A varietal epithet (third term) is given to a distinctive race or population within a species and is in *italics* or underlined without a capital. It is preceded by the abbreviation var. (for variety) or subsp. (for subspecies) written in Roman letters.

A special clone of a species may be given a cultivar epithet (third or fourth term). It is not Latinised, in *italics* or underlined. It is in Roman letters, with a Capital and has 'single' quotes.

Examples:

*Dendrobium kingianum* 'Inferno' (third term)

Dendrobium kingianum 'Inferno' (third term)

*Coelogyne cristata* var. *hololeuca* 'James' (fourth term)

Coelogyne cristata var. hololeuca 'James' (fourth term)

#### Hybrids

The generic name (first term) begins with a Capital Letter and is in *italics* (preferred) or underlined.

Ideally the flowers should tend towards being flat to slightly concave rather than cupped. Broad segments are better with little furling, reflexing or cupping.

Floriferousness

The majority of the inflorescence should be fully open, whilst on some plants the flowers are progressive. Due respect should be given to a plant having a high number of racemes, and the even spread of the racemes over the plant. The different species can, partly, be separated by the habit of the leaves and the dimensions of their flowers:

- grass-like leaves in species such as *Coel. perplexa*, *Coel. stenophylla* *Coel. tenella*, *Coel. tiogiana*, *Coel. vanoverberghii*, and *Coel. williamsii*, these species have small flowers barely wider than 4 mm across their widest point; the exception to the above species are *Coel. banksii*, *Coel. clowesiae*, and *Coel. wenzelii*, which have grass-like leaves (which in these species are very leathery) and considerably larger flowers being from 8 mm to 1.5 cm across their widest point, usually the lateral sepals; a third group of species which have grass-like leaves which are not stiff and leathery include *Coel. aborta*, *Coel. graminifolia*, *Coel. stenophylla*, etc.
- blade-like leaves in species such as *Coel. cobbiana*, *Coel. convallariiforme*, *Coel. filiforme*, *Coel. glumacea*, *Coel. hampelii*, *Coel. latifolia*, *Coel. nivea*, *Coel. uncata* (*syn. Coel. formosana*), *Coel. yuccifolia*, etc., whose flowers can reach a width of up to 2 cm across the lateral sepals.

Common faults include:

Bunching or gaps between flowers; flowers confined to one segment of the raceme; excessive numbers of leaves that have died back or blackened and been removed.

The second term is always a registered hybrid name, known as a **grex epithet**. It is **not** latinised or underlined. It is printed in Roman letters; the initial letter is a Capital letter.

Examples:

*Paphiopedilum* Hawkesbury River

Paphiopedilum Hawkesbury River

A special clone of a hybrid may be distinguished by a cultivar epithet. These are generally only given to superior clones of horticultural merit. It is written in Roman letters, has a capital, and is in ‘**single quotes**’. Remember there are **no** varieties in hybrid orchids, only **cultivars**.

Examples:

*Paphiopedilum* Hawkesbury River ‘Amber’

Paphiopedilum Hawkesbury River ‘Amber’

In orchids, the same grex name applies to **all** the progeny raised from any, each and every “mating” of two parent plants which bear the same pair of specific names and/or grex names’.

Example: If **any** plant of the grex *Dendrobium* Hilda Poxon is crossed with **any** plant of the species *Dendrobium kingianum*, the resulting progeny will **all** bear the grex name *Dendrobium* Telekon.

All official hybrids are registered with the Royal Horticultural Society, London. These new names appear in periodicals such as *The Orchid Review* (UK), and in the Australian publication; *Orchids Australia*. These registered hybrid names are available immediately, on registration, on the RHS website [www.rhs.org.uk/plants/registration\\_orchids.asp](http://www.rhs.org.uk/plants/registration_orchids.asp) and later appear in updated volumes of *Supplement of New Orchid Hybrids* (Sander’s List)

## APPENDIX A SHOW BENCH CONDITION

To be read in conjunction with the Rules for Uniform (Award) Judging on page 10 and Guidelines for Uniform Show Judging (Appendix B) pages 66, 67.

For a plant to be in the most presentable condition possible, the following guidelines and directions are provided.

- a. The plant being exhibited should be well established in a pot, or basket or similar container, secured to a mount, or otherwise exhibited.
- b. The container is to be clean or covered. If mounted, or otherwise exhibited, then it should be clean and presentable and free of weeds. Plants should be clean – dust wiped from leaves and dried husks removed from the pseudobulbs etc. except for *Lockhartia*, *Maxillaria*, *Dichea* and other genera where the dead leaves and husks protect the roots from drying out. In these cases, the husks must be left on or the orchid dies.
- c. Dead pseudobulbs and leaves should be carefully removed. Any trimming of damaged leaves should look as if they grew that way naturally. Excessive grooming of leaves or trimming of the leaves to reveal flowers that would otherwise be hidden will be penalized, depending on the severity of the mutilation.
- d. All leaves are to be clean; not treated to produce an artificial shine.
- e. The plant should be clearly and correctly labelled, using a card or tag.
- f. The plant must be free of pests and/or diseases and show no symptoms of virus or transmissible bacterial contamination.
- g. It is desirable that the plant and all inflorescences should not exhibit significant mechanical damage or blemish that detracts from the overall effect.
- h. Inflorescences may be staked, if appropriate, to meet the particular needs of the genus. The staking should be as unobtrusive as possible, and be capable of being removed during judging, if necessary, to allow for detailed evaluation. Additional staking and supports used for transportation must be removed prior to submission for judging.
- i. Plants/inflorescences/flowers must not exhibit evidence of any attempt to manipulate them by use of aids such as packing material, to mechanically force the flowers to a more desirable form, or to enhance the presentation of individual flowers or their arrangement.

Plants which do not meet the above requirements will be disqualified from Award evaluation. In Show Judging, the degree of penalty will be at the discretion of the judges.

## APPENDIX B

### GUIDELINES FOR UNIFORM SHOW JUDGING

1. The plant to be judged shall be in show condition (see Appendix A), free from disease or pests. Flowers must be clean and free of the marks etc., resulting from such disease or pests.
2. Inflorescences with pollinated flowers will not be judged.
3. A seedling shall mean the complete plant grown from seed, flowering for the first time. It shall retain its seedling status throughout the flowering season in which it first flowers. Sequential flowering plants e.g. sequential flowering Paphiopedilums, retain their seedling status only up to and including the **third** flower.
4. Measurement of Cymbidiums. The flowers are to be measured horizontally across the visible limits of the flower.  
The majority of flowers in each of the recommended classes should measure:  
Less than 60mm across for “Cymbidiums under 60mm”  
Between 60mm and 90mm across for “Cymbidiums 60-90mm”  
More than 90mm across for “Cymbidiums over 90mm”.  
They should be well grown for their type.
5. Definitions of classes, which are locally used, shall be the responsibility of the organising committee of the show.
6. Staking and Tying. Local rules may be applied, according to local conditions, provided that they are not inconsistent with AOC Award Judging Guidelines. The basic criteria of Stem Habit and Arrangement, as laid down in the AOC Award Judging Guidelines Page 17 and Rules for Uniform Award Judging 5 on Page 10, should be adopted as the basis for such definitions  
Staking and tying shall be unobtrusive. Shiny stakes (e.g. aluminium) and large butterfly clips are undesirable as they detract from the flowers, and show up excessively in photography.  
  
Ties shall be capable of being removed without damage to the inflorescence.
7. **Floriferousness** The overall floriferousness of the whole plant should be taken into account. That, and the number of flowers carried on the inflorescence(s) shall be commensurate with the breeding lines of the plant. The number of flowers and their pattern of opening should be commensurate with that of the parents and comply with any flower count specified in the applicable guideline.

## GENERAL POINTS

- Note: the term **variety only applies to species orchids**; individual cultivars of hybrids are, too often, incorrectly termed “varieties”.
- The word species is both **singular** and **plural**, there is no such thing as a “specie orchid”.
- The word genus is **singular** and its **plural** is **genera**.
- If a species is crossed with another clone or cultivar of the same species, the offspring remains a species.
- Most generic names are derived from Greek.
- Most specific names are derived from Latin.
- Cultivar names which indicate perfection or superiority should not be used.
- Natural hybrids should be written in italics with a capital multiplication symbol (in Roman) between the generic name and the specific epithet. For example, *Dendrobium X suffusum*.
- Generic names are **always** one word and abbreviations must adhere to this - with full stops at the end only. Even these abbreviations should be in *Italics*. e.g. *Ctt.*, *Ctna.*, *Rlc.*, *Fdk.*  
A full list appears <https://www.rhs.org.uk/plants/pdfs/plant-registration-forms/orchid-name-abbreviations-list.pdf>
- Official abbreviations of generic names are assigned by the RHS and published with the Hybrid Registration Lists at <https://www.rhs.org.uk/plants/pdfs/plant-registration-forms/list-of-orchid-genera-with-components.pdf>
- When a new species is described, the author’s name appears (often abbreviated) after the specific name. e.g. *Dendrobium bifalce* Lindl. This tells us that this species was named by John Lindley.
- **cultivar** is a name applied to a form of hybrid or species that has been grown from seed.
- A **clone** is a replication of a plant asexually, eg. by division, keiki, cutting or mericlone.
- You can learn a lot from correctly written plant names.

8. Show bench judging involves comparing the plants which are exhibited with each other and choosing which of them comes closest to the ideal, even if they are well short of the awardable standard. The criteria for award judging can be used as a guideline.
9. Cut Flowers: Relevant rules should be established locally, however, plants which are judged in their entirety should not be eligible as cut flowers.
10. Definition of a Specimen Plant. This Show Class should be defined by the organising committee of a show. It is generally for the plant that is most floriferous, in proportion to its size, for its type.
11. Champion and Reserve Champion plants at shows should be considered for awards.

### APPENDIX C

#### MINIMUM SHOW SCHEDULE – AOC CONFERENCE SHOWS

##### AUSTRALIAN NATIVE HYBRIDS

- Best Epiphytic hybrid
- Best Terrestrial hybrid

##### LAELIINAE HYBRIDS

###### Standard Shape

- Best Under 60mm
- Best 60–100mm
- Best Over 100mm
- Best Cluster

###### Non-Standard Shape

- Best Under 60mm
- Best 60-100mm
- Best Over 100mm
- Best Cluster

##### CYMBIDIUM HYBRIDS – (Over 90mm)

Best

##### CYMBIDIUM HYBRIDS – (60-90mm)

Best

##### CYMBIDIUM HYBRIDS – (under 60mm)

Best

- Best Hybrid containing Zygotetrum
- Best Hybrid not elsewhere classified

##### SPECIES

- Best Australian Native Epiphytic
- Australian Native Terrestrial
- Cymbidium
- Dendrobium
- Laeliinae
- Maxillaria
- Oncidiinae
- Paphiopedilum
- Phalaenopsis
- Phragmipedium
- Pleurothallidinae
- Vandaeae
- Not elsewhere classified

0-0-0-0-0-0-0-0

This minimum AOC Conference Show Schedule, based on the existing schedule, was reviewed at the AOC Judging & Awards Standing Committee meeting held in March 2013.

In this revision colour classes have not been specified. The selection of colour classes for each section should be added at the discretion of the host organisation.

This document is to be used as the MINIMUM schedule and Conference Committees may add to it in whatever manner they see fit to accommodate local conditions, season, etc.

It is recommended that classes for seedlings and specimen plants be considered when the schedule is being prepared.

16/05/2022

## JEWEL ORCHIDS

Jewel Orchids are members of the group *Goodyerinae* and include the following genera:

*Aenhenrya*, *Anoectochilus*, *Aspidogyne*, *Chamaegastrodia*, *Cheirostylis*, *Cystorchis*, *Danhatchia*, *Dossinia*, *Erythroides*, *Eurycentrum*, *Gonatostylis*, *Goodyera*, *Halleorchis*, *Herpysma*, *Hetaeria*, *Hylophila*, *Kreodanthus*, *Kuhlhasseltia*, *Lepidogyne*, *Ludisia*, *Macodes*, *Microchilus*, *Myrmechis*, *Odontochilus*, *Orchipedum*, *Pachyplectron*, *Papuaea*, *Platylepis*, *Rhamphorhynchus*, *Rhomboda*, *Schuitemania*, *Stephanothelys*, *Vrydagzynea*, *Zeuxine*

When presented with an exhibit of a genus considered to be a 'Jewel Orchid' the whole plant is to be judged.

Most of this group have creeping rhizomes, a single erect raceme, with many small flowers and highly patterned leaves. Other genera may flower with deciduous foliage. So, it is most important for judges to make themselves familiar with the characteristics of that specific genera. A magnifying device is recommended.

The flowers can be any of the one, or a combination of sequential, non-resupinate (upside down), hirsute (hairy), varying lip shape, segments attached to each other or split, columns twisted, and colours vary from pale cream with brown/red to crystalline white with yellow on the column.

When considering these genera for any award, the whole plant is judged for its optimal quality of floriferousness and if characteristic, vibrant ornamental foliage.

The flowers should be fresh and floriferous.

The leaves must match the genera description and be fully open, without any fading or reddening of the base colour, bright vibrant veining that is pleasing in appearance. On larger grown plants the colour should be evenly distributed over the whole pot/ container. The veining should also be evenly vibrant, and the primary feature of the plant presented. The judge needs to be aware that rarely will the patterning of the veins be zygomorphic.

When judging the overall quality of the culture of a plant, consideration should be given to the growth habit of the species being assessed. Some species have a wandering habit whereas others are more likely to form a clump (often of significant size). The plant should be mature, clean, free from any blemishes or damage and have no disease or insect infestation

### DENDROBIUM HYBRIDS

- Best Section Spatulata shape
- Best Section Phalaenanthe shape
- Best Section Dendrobium shape
- Best Intermediate shape
- Best Any Other Dendrobiums

### ONCIDIINAE HYBRIDS

- Best 60mm and over
- Best Under 60mm

### PAPHIOPEDILUM HYBRIDS

- Best Standard Shape
- Best Maudiae Shape
- Best Multi-floral Style
- Best Parvisepalum Style
- Best Any Other Paphiopedilum

### PHRAGMIPEDIUM HYBRIDS

- Best

### PHALAENOPSIS HYBRIDS

- Best Over 80mm
- Best 60–80mm
- Best Under 60mm

### VANDEAE HYBRIDS

#### Standard Shape

- Best Vanda/Ascocenda (flowers over 65mm)
- Best Vanda/Ascocenda (flowers 30–65mm)
- Best Vanda/Ascocenda (flowers under 30mm)
- Best Other Standard Shape Vandae

#### Non-Standard Shape

- Best Vandae (flowers over 65mm)
- Best Vandae (flowers 30–65mm)

### PLEUROTHALLIDINAE HYBRIDS

- Best Masdevallia
- Best Any Other Pleurothallidinae

### OTHER GENERA HYBRIDS

- Best Lycaste